

INDEX

Light - Reflection and refraction

S.No.	Chapter name	Page number
1.	Syllabus	
2.	Electricity	
3.	Magnetic effect of current	
4.	Light - Reflection and refraction	
5.	Human eye and colourful world	
6.	Renewable sources of energy	
7.	Sample question papers	
8.	Answers to numerical	
9.	Link to some websites	



PHYSICS SYLLABUS [2019-2020)

**MARCH- MAY**

**Chapter 12 : Electricity**

Potential difference and electric current. Ohm's law; Resistance, Factors on which the resistance of a conductor depends.

Series combination of resistors, parallel combination of resistors; Heating effect of Electric current; Electric Power, Interrelation between P, V, I and R.

**PRACTICALS**

1. To study the dependence of current (I) on the potential difference (V) across a resistor and determine its resistance. Also plot a graph between V and I.
2. To determine the equivalent resistance of two resistors when connected in series.
3. To determine the equivalent resistance of two resistors when connected in parallel

**JULY**

**Chapter 13: Magnetic effects of current**

Magnetic field, field lines, field due to a current carrying wire, field due to current carrying coil or solenoid; Force on current carrying conductor, Fleming's left hand rule Electric Motor. Electro magnetic induction, Induced potential difference, Induced current. Fleming's Right Hand Rule, A.C. Generator, Direct current. Alternating current; frequency of AC. Advantage of AC over DC. Domestic electric circuits.

**AUGUST-SEPTEMBER**

**Chapter 10 Light - Reflection and Refraction**

Reflection of light at curved surfaces, Images formed by spherical mirrors, centre of curvature, principal axis, principal focus, focal length, Mirror Formula (Derivation not required), Magnification.

Refraction; laws of refraction, refractive index.

Refraction of light by spherical lens, Image formed by spherical lenses, Lens Formula (Derivation not required), Magnification, Power of a lens.

**PRACTICALS**

1. To determine the focal length of a
  - (a) Concave mirror
  - (b) Convex lens

by obtaining the image of a distant object

2. To trace the path of a ray of light passing through a rectangular glass slab for different angles of incidence. Measure the angle of incidence, angle of refraction, angle of emergence and interpret the result.

3. To trace the path of a ray through a triangular prism
4. Image formation by a convex lens

## OCTOBER

### Chapter 11: Human Eye and colourful World

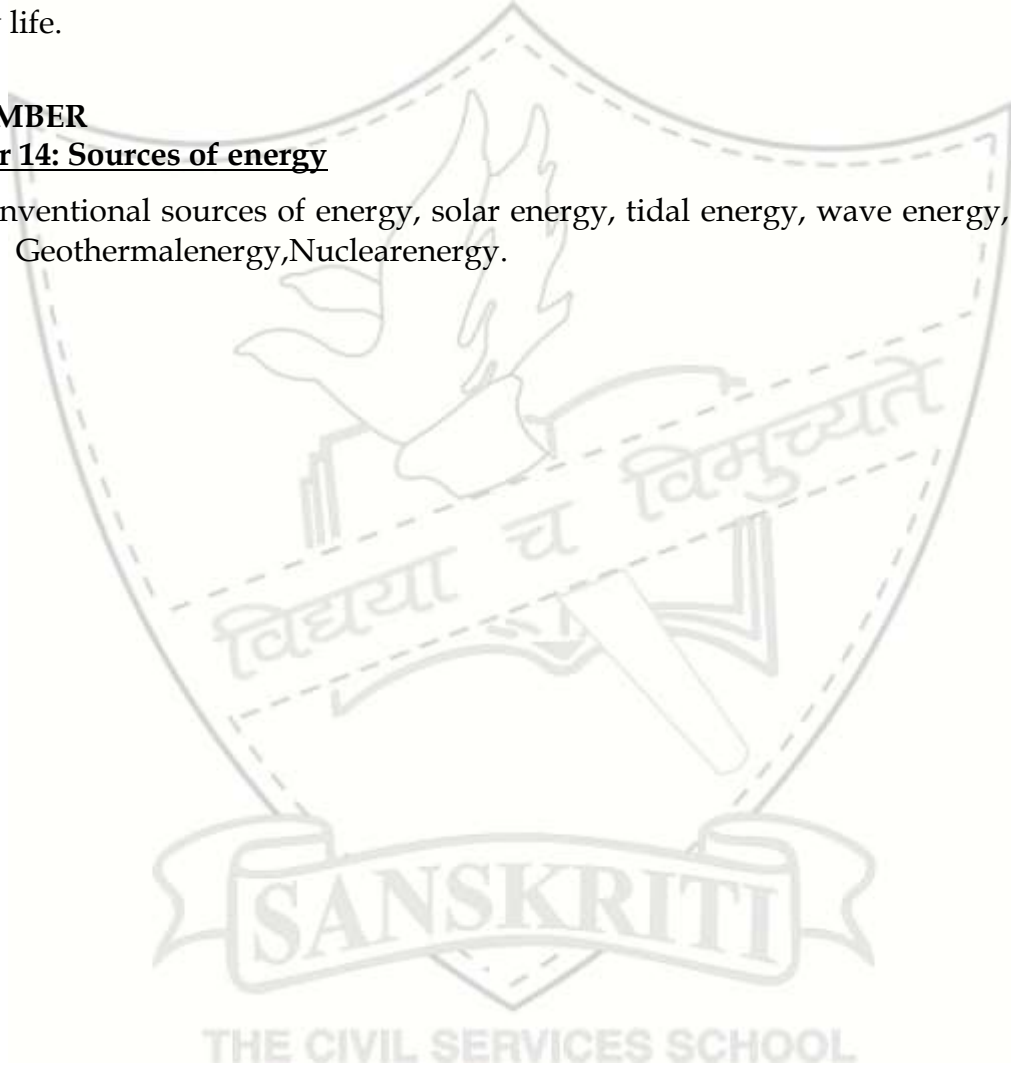
Functioning of a lens in human eye-, problems of vision and remedies, applications of Spherical mirrors and lenses.

Refraction of light through a prism, dispersion of light, scattering of light, applications in daily life.

## NOVEMBER

### Chapter 14: Sources of energy

Non-conventional sources of energy, solar energy, tidal energy, wave energy, thermal energy, Geothermal energy, Nuclear energy.



## Chapter - 12 ELECTRICITY

Electric current:

The rate of flow of electric charges through any cross section of the conductor is called electric current.

Define one ampere, the S.I. unit of current

When one coulomb of charge flows through a conductor in one second the current is said to be one ampere.

Like charges \_\_\_\_\_ and unlike charges \_\_\_\_\_

The smallest amount of charge is the charge on one electron which is equal to \_\_\_\_\_

The S.I. unit of charge is \_\_\_\_\_

The other units are milli coulomb and micro coulomb.

### Question:

Calculate the number of electrons constituting one coulomb of charge.

Formulae.

$$I=Q/t$$

$$Q=ne$$

$$Q=It$$

### NUMERICALS

1. A current of 5A is drawn by a filament of an electric bulb for 5 min. Find the amount of charge that flows through the circuit
2. If  $6 \times 10^{17}$  electrons cross through an area per min, calculate the electric current
3. If 10 A of current flows through a conductor, find the number of electrons passing per second.
4. Calculate the amount of charge that will flow in 2 hours through the filament of an electric bulb drawing a current of 0.2 A.

### Electric potential and potential difference

Let  $w_{ab}$  be the work done in moving a charge  $+q$  from a to b. Work done in moving unit positive charge from a to b is equal to potential difference.

$$W_{ab} / q = V_b - V_a$$

The potential difference between the two points in an electric circuit is defined as amount of work done to move a unit positive charge from one point to another.

$$V=W/Q$$

The S.I. unit for potential difference is \_\_\_\_\_

**Define one volt:**

The potential difference between two points is said to be one volt when the work done in moving 1 coulomb of charge from one point to another is one joule.

Potential difference is measured using an instrument called \_\_\_\_\_

A voltmeter is always connected in \_\_\_\_\_ in a circuit.

A voltmeter has very high resistance.

The electrons flow from lower potential to higher potential where as current flows from higher potential to lower potential.

**CIRCUIT DIAGRAM AND SYMBOLS**

COMONENTS	SYMBOLS
Cell	
A battery	
Plug key or switch (open)	
Plug key or switch (closed)	
A wire joint	
Wires crossing without joining	
Electric bulb	
A resistor	
Variable resistance or rheostat	
Ammeter Voltmeter	
Galvanometer	

**QUESTION:**

Draw a circuit diagram using the appropriate symbols when a bulb, battery, ammeter, voltmeter and a key are connected . Also mark the direction of flow of current.

**Statement of Ohm's law:**

The current flowing through a conductor is directly proportional to the potential difference applied across its ends, provided the temperature and other physical conditions remain unchanged.

**Resistance:**

It is the property of a conductor by virtue of which it opposes the flow of charges through it.

The S.I. unit of resistance is \_\_\_\_\_

**Define one ohm:**

The resistance of a conductor is said to be 1 ohm if current of one ampere flows through it on applying a potential difference of one volt across its end.

**NUMERICALS**

Q1. How much work is done in moving a charge of 4C across two points having a potential difference of 12 volts?

Q2. How much energy is given to each coulomb of charge passing through a 9 volt battery?

Q3. How much current will an electric bulb draw from a 220 volt source if the resistance of the filament is 600 ohm?

Q4. How much current will a heater coil draw from a 220 volt source if the resistance of the heater coil is 100 ohm?

Q5. The potential difference between the terminals of a electric heater is 60 volt when it draws a current of 2 ampere from the source. What current will the heater draw if the potential difference is increased to 120 volts?

**Cause of resistance:**

Collisions are the basic cause of resistance. When a potential difference is applied across a conductor, the free electrons get accelerated. On their way they frequently collide with the positive metal ions.

**Factors affecting resistance:**

1. Length:

The resistance is directly proportional to length

2. Area of cross section:

It is inversely proportional to the area of cross-section

3. nature of the material

**Resistivity;**

It is defined as the resistance of a conductor having unit length and unit area of cross-section.

The S.I unit of resistivity:  
It is ohm-meter.

Resistivity of a material depends upon:

- Nature of the material
- Temperature

### QUESTION

Differentiate between resistance and resistivity:

### NUMERICALS

Q1) A piece of wire is stretched by pulling it out to double the length. Compare the new resistance with the original.

Q2) The resistance of a metal wire of length 1m is  $26 \Omega$  at 20 degree Celsius. If the diameter of the wire is 0.3mm, calculate the resistivity of this metal at that temperature.

Q3) A  $16 \Omega$  resistance wire is compressed to half of its length. Calculate the new resistance of the wire.

Q4) A wire of length 4m is stretched so that it's length becomes 8m. Will its resistance and resistivity change? And by how much?

Q5) Calculate the resistivity of a conductor of length 1m and area  $1\text{mm}^2$  if it's resistance is  $8\Omega$ .

Q6) An aluminum wire is stretched so that it's length is increased 4 times. Find its new resistance.



Series combination of resistances:

Diagram

When two or more resistors are connected in such a way that the current passing through any one is also passing through the remaining resistors then they are connected in series.

**Derivation:**

In a series combination:

1. \_\_\_\_\_ is same through all the resistors.
2. Total potential difference across each resistor is equal to \_\_\_\_\_  
\_\_\_\_\_
3. Total resistance is equal to \_\_\_\_\_

**Parallel combination of resistors:**

When two or more resistors are connected in such a way that the potential difference across each remains same, they are said to be connected in parallel.

**Derivation:**

In a parallel combination:

1. \_\_\_\_\_ is same across all resistors.

2. The total current is

\_\_\_\_\_

3. Effective resistance of the combination is \_\_\_\_\_ than each individual resistance.

**Question:**

Why do we have household wiring in parallel not in series?

**Heating Effect Of Electric current**

Let,

I=current passing through a resistor of resistance R

V= potential difference across the resistor

t= time for which a charge Q flows

W= work done in moving charge Q through potential difference V in time t

Then, power input to the circuit by the source is

$$P=w/t = VQ/t \text{ (1) ( as } I=Q/t \text{)}$$

Also, energy,E supplied to the circuit by the source in time t,

$$E= Pt =VIt \text{ (from 1 } P=VI \text{)}$$

This energy gets dissipated in the resistor as heat

Therefore, for steady current I, amount of heat produced, H in time t is

$$E=H$$

$$H= VIt$$

$$H = IRt$$

$$H = IR^2t$$

This is known as Joules law of heating

POWER – It is defined as the rate at which electrical energy is consumed.

$$P = E/t$$

The S. I. unit of power = S.I. unit of 'E' / S.I. unit of 't'

$$= \text{Joule/second}$$

$$= \text{Watt}$$

### Definition of 1 watt

One watt is defined as the power of an electric circuit when one ampere of current flows through the circuit having potential difference of one volt.

Power of an appliance is 1 watt if one joule of energy is consumed in one second.

Bigger units of power are

$$1\text{KW} = 10^3 \text{ W}$$

$$1\text{MW} = 10^6 \text{ W}$$

$$1\text{Horse power} = 746 \text{ W}$$

### Electrical energy

Work done by a source of electricity to maintain a current in the circuit is a measure of the electrical energy consumed.

$$W = VQ$$

$$P = VQ/t$$

$$W = VI t$$

$$P = VI$$

$$W = I^2 R t$$

$$P = I^2 R$$

$$W = V^2 t / R$$

$$P = V^2 / R$$

$$W = Pt$$

$$P = E/t$$

Relationship between S.I. unit of energy and commercial unit of energy

S.I. Unit of energy = joule

Commercial unit of energy = kilowatt-hour

$$1\text{kWh} = 1000\text{W} \times 1\text{h}$$

$$= 1000\text{W} \times 3600\text{s}$$

$$= 3.6 \times 10^6 \text{ J}$$

### Question:

1. A current of 4A passes through a resistance 100 ohm for 15 min. Calculate the heat produced.
2. Calculate the power of an electric heater which draws 5A current when connected to a 220V power supply.
3. Two bulbs are rated 60W, 220V and 100W, 220V. Which of them has higher resistance?

Chapter - 12  
ELECTRICITY  
ASSIGNMENT-12.1

Q1. State and define the S.I. unit of current?

Q2. How will you join 3 resistors each of 2 ohm so that the effective resistance is 3 ohm?

Q3. If three resistors are combined in series, derive the expression for equivalent resistance.

Q4. N resistors are given each having resistance R ohm. How will you combine them to have 1) maximum resistance 2) minimum resistance? What is the ratio of maximum to minimum resistance?

Q5. An ammeter burns out when connected in parallel. Give reason.

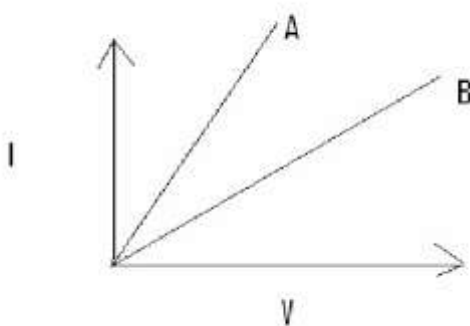
Q6. Which has more resistance a 100 W bulb or a 40 W bulb? Give reason.

Q7. An electric geyser has rating 2000W, 220V. What should be the minimum rating in whole number of a fuse wire that may be required for safe use of this geyser?

Q8. A wire of resistance R is bend in the form of a closed circle. Find its resistance across diameter.

Q9. How many bulbs of 8 ohm should be joined in parallel to draw a current of 4A from a 2V battery?

Q10. In the following diagram which has more resistance? Why?



ASSIGNMENT-12.2

1. Heat produced due to flow of current through a conductor is given by the formula
  - (A)  $H = I^2 R t$
  - (B)  $H = V I t$
  - (C)  $H = V^2 t/R$
  - (D) All of the above
  
2. An 'electric fuse' is essential in domestic circuits, because
  - (A) It is a safety device
  - (B) It breaks the circuit in case of overload
  - (C) The circuit is broken because it melts in case of short circuit
  - (D) All of above
  
3. The combined resistance of any number of resistances connected in series is equal to
  - (A) The sum of individual resistances
  - (B) The sum of reciprocals of individual resistances
  - (C) Product of individual resistances
  - (D) Highest individual resistances
  
4. When two or more resistors are connected in series
  - (A) The current passing through each resistor is same
  - (B) The potential difference across each resistor is same
  - (C) Both of the above
  - (D) None of the above
  
5. When two or more resistors are connected in parallel
  - (A) The current passing through each resistor is same
  - (B) The potential difference across each resistor is same
  - (C) Both of the above
  - (D) None of the above
  
6. Commercial unit of electrical energy is
  - (A) Joules
  - (B) Coulombs
  - (C) Watts
  - (D) k W h
  
7. Heating effect of current passing through a wire depends on
  - (A) Length of the wire
  - (B) Time for which current is passed
  - (C) Area of cross - section of the wire
  - (D) All of the above

ASSIGNMENT-12.3

1. Will the current flow more easily through a thick wire or a thin wire when connected across the same source? Give reason.
2. Define watt-hour.
3. Explain why tungsten is used for making filaments
4. Explain the role of fuse in a circuit
5. Explain short-circuiting why it catches fire in case of short-circuiting
6. Silver is better conductor of electricity than copper they why copper is used in wires to carry current?
7. In household wiring, appliances are connected in parallel, why?
8. A resistance of 40 ohms and one of 60 ohms are arranged in series across 220-volt supply. Find the heat in joules produced by this combination in half a minute.
9. Ten bulbs are connected in a series circuit to a power supply line. Ten identical bulbs are connected in a parallel circuit to an identical power supply line.
  1. Which circuit would have the highest voltage across each bulb
  2. In which circuit, if one bulb blows out, all others will stop glowing?
  3. Which circuit would have less current in it?
10. If the current  $I$  through a resistor is increased by 100 %, Find the percentage increase in power dissipation assuming temperature to remain constant.
11. In a house two 60 W electric bulbs are lighted for 4 hours, and three 100 W bulbs for 5 hours every day. Calculate the electric energy consumed in 30 days.
12. An electric bulb is rated as 10 W, 220 V. How many of these bulbs can be connected in parallel across the two wires of 220 V supply line if the maximum current which can be drawn is 5 A.

THE CIVIL SERVICES SCHOOL

Chapter - 12  
ELECTRICITY  
QUESTION \_BANK

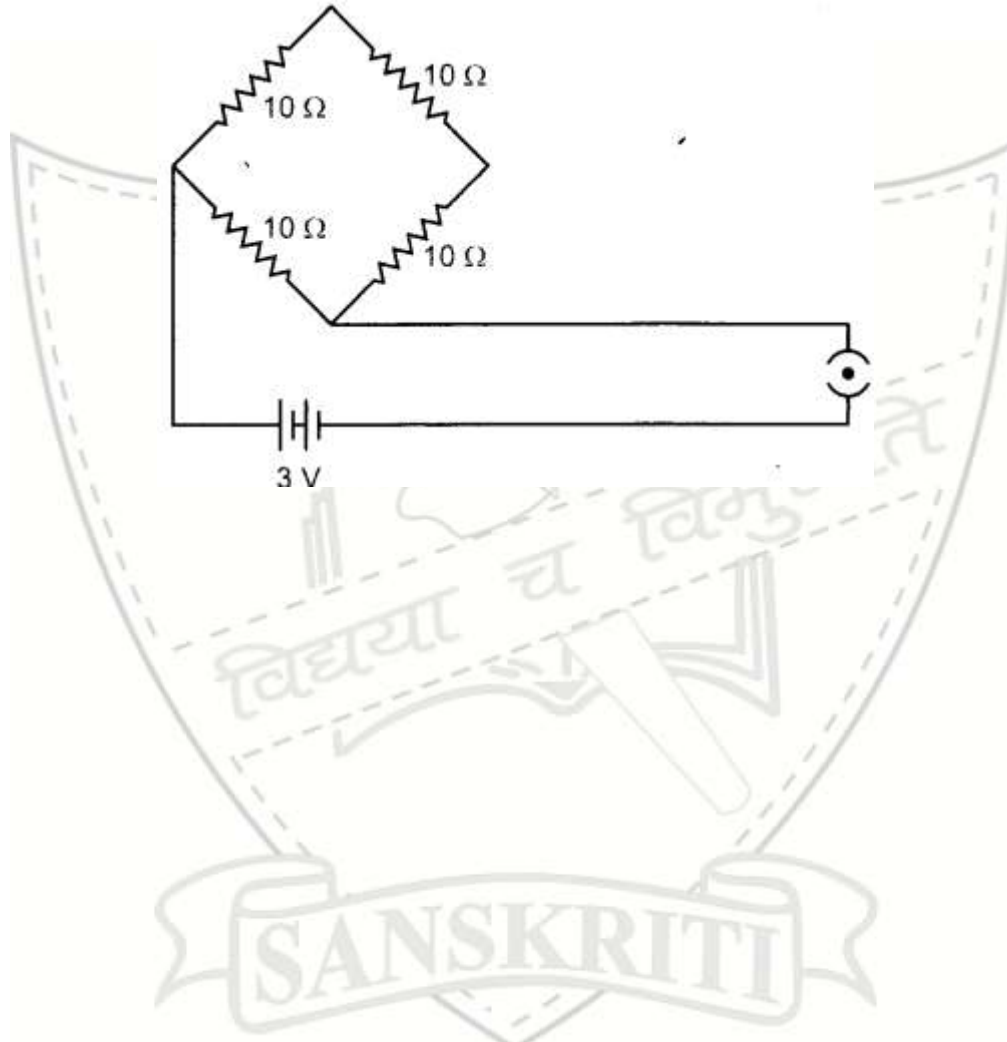
1. Give the unit of (a) Charge (b) Current
2. Define current
3. Name the unit of (a) electrical resistance (b) resistivity
4. Define One Ohm
5. Define Resistivity
6. What is the resistance of a torch bulb rated at 2.5 V and 500 mA?
7. Two resistances of each 2 ohm are connected in parallel. Find their equivalent resistance.
8. On what factors does the resistivity of a material depend?
9. Plot a graph between the Potential difference V and current I through a conductor
10. What happens to the resistance of the circuit if the current through it is doubled?
11. Two wires of same material are having length L and 2L. Compare their resistance and resistivity.
12. Why are coils of electric toaster and electric iron made of an alloy rather than a pure metal?
13. Two wires are of same length and radius but one of them is copper and the other is of iron. Which will have more resistance? (Given the resistivity of copper =  $1.62 \times 10^{-8}$  ohm meter and resistivity of iron =  $10 \times 10^{-8}$  ohm meter.
14. Define 1KWh. Give the relation between 1kwh and Joule.
15. State which has a higher resistance. A 50W or 25W lamp. Also find the ratio of their resistances.
16. A wire of resistance 5 Ohm is spent in the form of closed circle. What is the resistance between 2 points at the ends of any diameter of the circle?
17. Calculate the amount of charge that would flow in one hour through the element of an electric iron drawing a current of 0.4 amps.
18. A electric toaster of resistance 20 Ohm takes a current of 5A. Calculate the heat developed in 30 s.
19. A bulb is rated at 5V, 100mA. Calculate its (1) Power (2) Resistance
20. Name two special characteristics of a heater coil.

21. Define resistance and resistivity. Give the relation between them. Explain the dependence of resistance on temperature.
22. With the help of neat circuit, derive the expression for the equivalent resistance of 3 resistances connected in series.
23. With the help of neat circuit, derive the expression for the equivalent resistance of 3 resistances connected in parallel
24. (a) Draw the circuit consisting of a battery of five 2V cells, 5ohm resistor, 10 ohm resistor, 15 ohm resistor and a plug key. All connected in series (b) calculate the current passing through the above circuit when key is closed.
25. Two identical resistors each of resistance 2 Ohm are connected in turn (1) in series (2) in parallel to a battery of 12 V. Calculate the ratio of power consumed in two cases.
26. A piece of wire is redrawn by pulling it until its length is tripled. Compare the new resistance with the original value.
27. An electric kettle is rated 500W, 200V. IT is used to heat 400 gm of water for 30 secs. Assuming the voltage 220V calculate the rise in temperature of water. Specific heat capacity of water is 4200 J/Kg °C.
28. In an experiment the current flowing through a resistor and potential difference across it are measured. The values are given below. Show that these values confirm Ohm's Law and also find the resistance of the resistor.  
I (ampere) I(ampere) 1.0 1.0 2 1.5 2.0 2.0 2.5 2.5 3.0 3.0  
V (volt) V(volt) 4.0 4.0 6.0 6.0 8.0 8.0 10.0 10.0 12.0 12.0
29. A heater draws 1100 W at 220V. (a) Find the resistance of the heater (b) Calculate the energy in KWh consumed in a week if the heater is used daily for 4 hours.
30. State Ohms law with a neat circuit. Explain how this law can be verified and also plot the expected v-I graph.
31. (a) Differentiate resistance and resistivity  
(b) the ratio of resistivity's of two materials a and b is 1:2, ratio of their length is 3:4 and if the ratio of radii is 2:3 find the ratio of resistance of a and b.

Chapter - 12  
ELECTRICITY  
H.O.T.S.

- Alloys are usually used in electrical heating devices because
  - Resistivity of an alloy is generally higher than that of constituent elements.
  - Alloys do not oxidize readily at high temperature
  - Both (A) & (B)
  - Neither (A) & (B)
- What happens to the heating effect when the direction of current is reversed?
  - Cooling effect is observed
  - Amount of heat remains unchanged
  - There will be a short circuit
  - All of the above
- An electric bulb of rating 40W, 220V is connected to a source of 220V the current drawn by the bulb will be
  - 0.18A
  - 18A
  - 1.8A
  - 180A
- A man has five resistors each of value 0.2 ohms. The maximum resistance he can obtain by connecting them will be
  - 0.1 ohm
  - 1.0 ohm
  - 0.04 ohm
  - 0.4 ohm
- What is the power of an electric lamp, if it draws 20 A current when connected to 220 V line?
  - 4400 W
  - 2200 W
  - 1100 W
  - 440 W
- How much current will an electric heater coil draw from a 220 volt line, if the resistance of the heater coil is 40 ohm?
  - 5.5 A
  - 5 A
  - 4.5 A
  - 5 A
- Why is tungsten metal used for making the filaments of electric bulbs?
  - High melting point
  - low melting point
  - High conductivity
  - None of these
- Calculate the number of electrons constituting one coulomb of charge.
  - $1.6 \times 10^{-19}$
  - 1
  - $6 \times 10^{20}$
  - $6.25 \times 10^{18}$
- The current passing through an appliance is doubled. The heat produced will become
  - Half
  - Double
  - Four times
  - One fourth

10. How many joules of electrical energy transferred per second across a 6V, 0.5 Amp lamp  
(A) 30 (B) 12  
(C) 0.83 (D) 3
11. The resistance of a wire of length 300m & cross-section  $1 \text{ mm}^2$  & resistivity  $1 \times 10^{-7} \text{ ohm}$  is  
(A) 2 ohm (B) 3 ohm  
(C) 20 ohm (D) 30 ohm
12. Find the equivalent resistance and the current in the circuit.



**DID YOU KNOW**

Resistance of human body is 5, 00, 00 ohm, when skin is dry. However it becomes very small when the skin is wet.

Silver is the best conductor of Electricity.

Equivalent resistance of n resistors each of resistance R connected in parallel is equal to  $R/n$

One horse power is equal to 746 watts

## EXPERIMENT NO-1

**AIM :** To study the dependence of potential difference (V) across a resistor on the current (I) and determine the resistance. Also, plot a graph between V and I.

**APPARATUS USED:**

**Theory :** From lab manual

## OBSERVATION

1. Least count of ammeter :
2. Least count of voltmeter:

S.No.	VOLTMETER READING			AMMETER READING			RESISTANCE R=V/I
	Number of division	Least count	Voltage (V)	Number of division	Least count	Current (I)	

1. The Average value of resistance ( With calculations) =

2. The value of resistance from graph =

**Result:** The average value of resistance is \_\_\_\_\_ (with calculations) and \_\_\_\_\_ (from graph).

**Precautions:** From NCERT Lab manual

## EXPERIMENT NO-2

**AIM :** To determine the equivalent resistance of two resistors connected in series.

**APPARATUS USED:**

**THEORY:** From lab Manual

## OBSERVATION

1. Least count of ammeter :
2. Least count of voltmeter:
3.  $R_1 =$
4.  $R_2 =$

S.No.	VOLTMETER READING			AMMETER READING			RESISTANCE $R = V/I$
	Number of division	Least count	Voltage (V)	Number of division	Least count	Current (I)	

## CALCULATION;

1.  $R_1 + R_2$  (Experimentally) =
2.  $R_1 + R_2$  (With the given values) =

**RESULT:** The equivalent resistance of two resistors connected in series is \_\_\_\_\_ (Experimentally) and \_\_\_\_\_ (With the given values).

**PRECAUTIONS:** From NCERT Lab manual

## EXPERIMENT NO-3

**AIM:** To determine the equivalent resistance of two resistors connected in parallel.

**APPARATUS USED:**

**THEORY:** From lab manual

## OBSERVATION

1. Least count of ammeter :
2. Least count of voltmeter:
3.  $R_1 =$
4.  $R_2 =$

S.No.	VOLTMETER READING			AMMETER READING			RESISTANCE $R = V/I$
	Number of division	Least count	Voltage (V)	Number of division	Least count	Current (I)	

## CALCULATION

Equivalent resistance

1. Experimentally=
2. With given values=

**RESULT:** The equivalent resistance of two resistors when connected in parallel is \_\_\_\_\_ (experimentally) and \_\_\_\_\_ (with given values).

**Precautions:** From NCERT lab Manual

NOTES



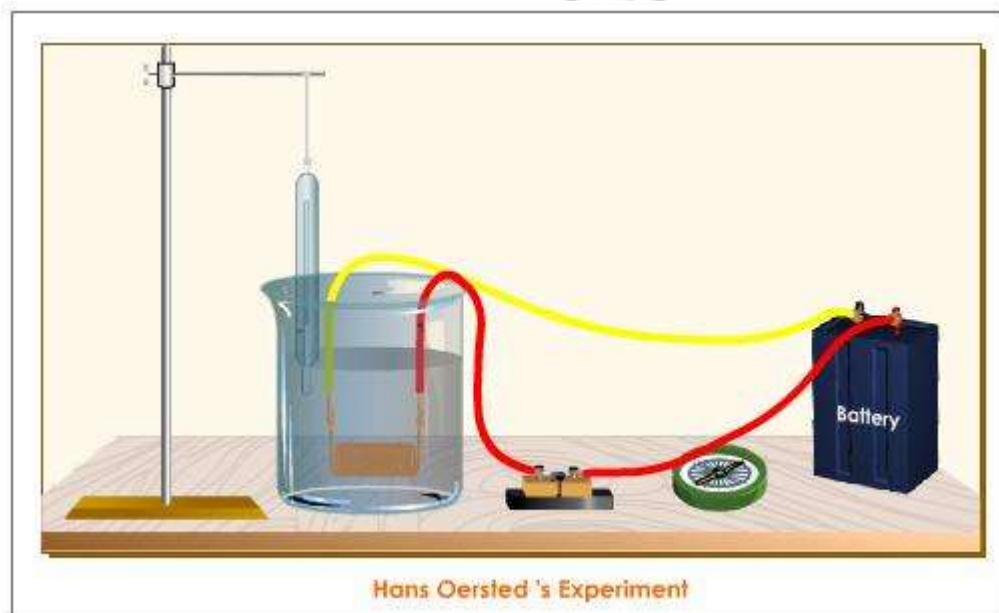
NOTES



CHATER -13  
MAGNETIC EFFECT OF CURRENT  
(NOTES)

Major progress in understanding magnetism came after **Hans Christian Oersted** established the relationship between electricity and magnetism in 1820.

While performing a classroom demonstration of the heating effect of electric current he discovered that a magnetic compass needle got deflected when it was placed near an electric current carrying conductor.



### Magnetic Field and Field Lines

Magnetic field is a region near a magnetised body where magnetic forces can be detected.

In a magnetic field, the magnetic dipole (Two equal and oppositely magnetised poles separated by a distance is referred to as magnetic dipole) experiences a turning force, which tends to align it parallel to the direction of the field.

Let us understand the concept of magnetic field with the help of an experiment.



### Procedure

Fix a sheet of paper on a drawing board. Place a bar magnet at the centre of the sheet. Sprinkle some iron filings uniformly around the magnet. Tap the cardboard gently.

### Observation

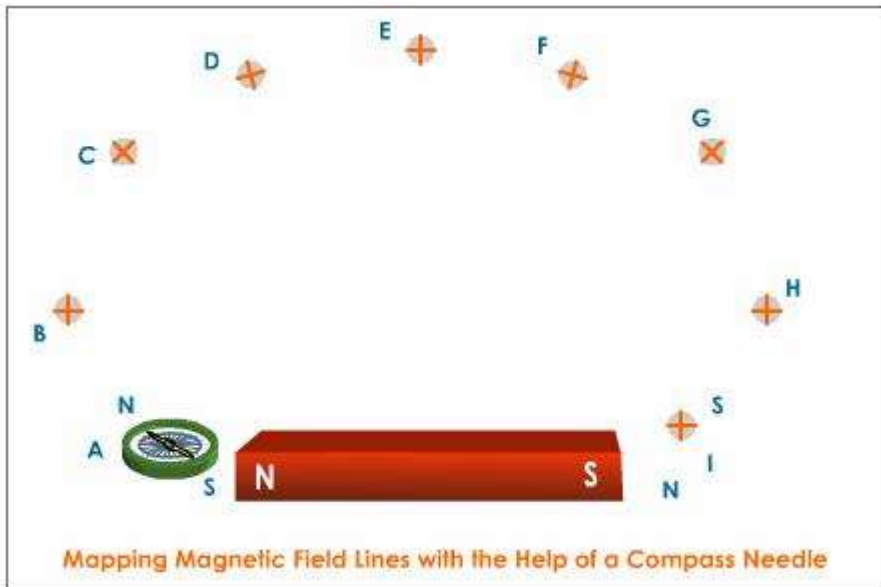
The iron filings experience a force due to the magnet and thus align themselves in a particular pattern. These patterns indicate the magnetic field of the magnet. A magnetic field is represented graphically by lines of force.

### Inference

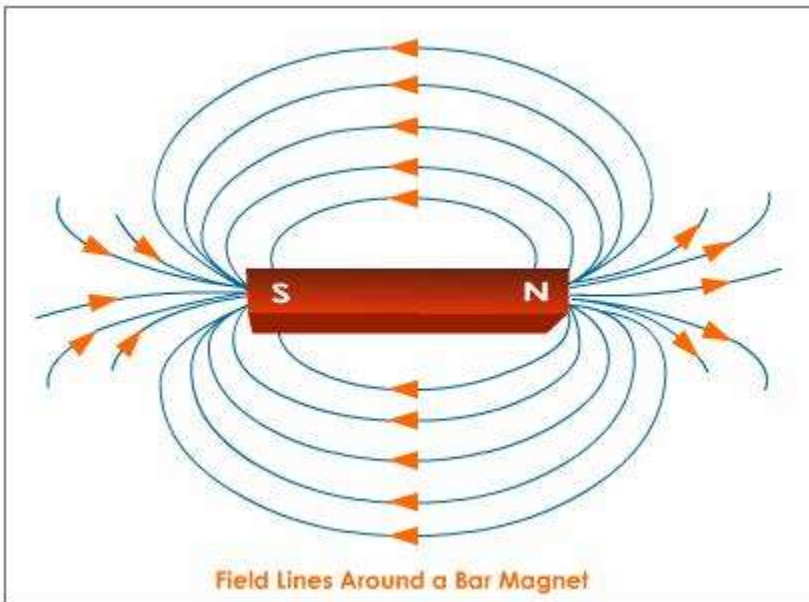
The iron filings align themselves in a particular pattern which represents the magnetic field lines.

### Mapping of Magnetic Lines of Force

- A pictorial representation that gives the direction of the magnetic field at various points in a magnetic field is called a map of the magnetic field
- Let us now map the magnetic field by using a compass
- Fix a sheet of paper on a drawing board
- Place a bar magnet on the sheet of paper
- Trace the boundary NS of the bar magnet
- Place a compass at the North Pole
- The magnetic needle comes to rest in a particular direction
- Mark the ends of the needle. The tail end of the needle is the south pole and the tip of the needle is the north pole
- Now move the magnetic needle in such a way that its tail (south pole) always points towards the north pole of the bar magnet
- Mark the new position of its north pole
- Repeat this until you reach the other end of the magnet



- Join the points
- These points form a curve
- The curved line represents a magnetic field line or magnetic line of force
- Repeat the above procedure and draw as many lines as you can



THE CIVIL SERVICES SCHOOL

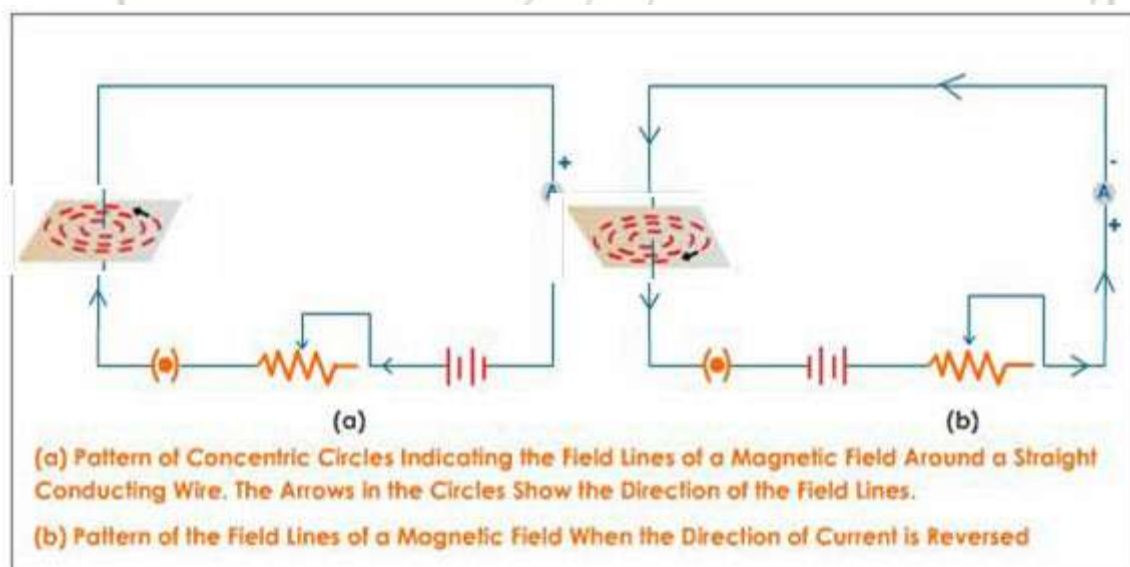
## Types of magnetic field

**Uniform magnetic field:** It is said to be uniform if its magnitude is equal and direction is same at every point in space. It is represented by equidistant parallel lines.

**Non-uniform magnetic field:** It is said to be non-uniform if its magnitude if not equal and direction is not same at every point in space. It is represented by non-parallel non equidistant lines.

## Magnetic Field Due to a Current in a Conductor

We need to understand the pattern of field lines around a straight conductor carrying current and also the direction of these field lines. Here is an experiment to map the magnetic field lines.



### Procedure

Arrange a copper wire, key, battery and a thick sheet of cardboard with a hole at its centre as shown here

Sprinkle some iron filings on the cardboard

Gently tap the cardboard

### Observation

The iron filings arrange themselves in concentric circles around the conductor

### Inference

This is because the electric current produces a magnetic field around the conductor and the iron filings being magnetic in nature align themselves in concentric circles

The direction of magnetic field lines can be found out using a compass needle

The iron filings do not show any change in their arrangement because no current is flowing through the conductor

Switch on the current and observe the magnetic field lines

Repeat the experiment by reversing the direction of flow of current

The iron filings arrange themselves in concentric circles around the conductor but in the opposite direction

This is because the direction of magnetic field changes when the direction of flow of current is reversed

### Rules for the Direction of Magnetic Field

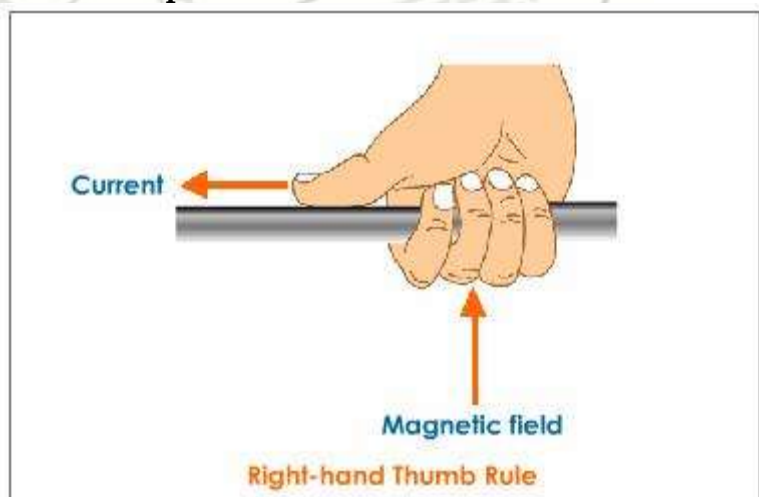
The direction of magnetic field around a current carrying conductor can be determined by using one of the laws given here.

#### Rule

#### Pictorial Representation

#### Right Hand Thumb

**Rule** Imagine that you are holding the conductor in your right hand with the fingers curled around it. If the thumb points in the direction of the current, then the curled fingers show the direction of the magnetic field.

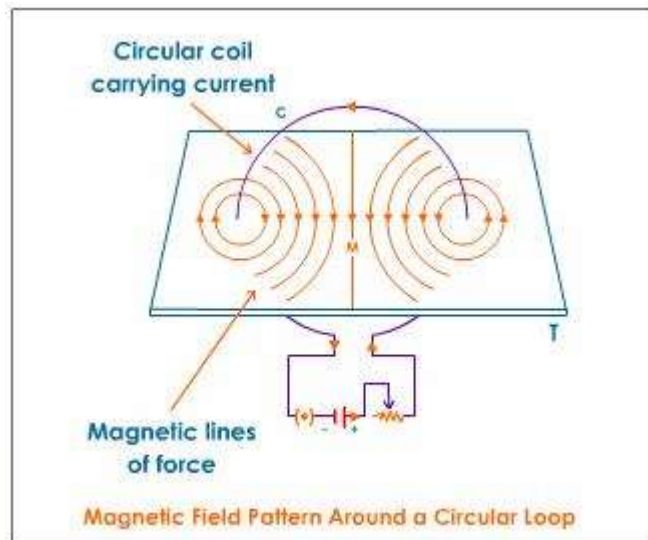


#### Factors on which the strength of the magnetic field due to a current carrying conductor depends

1. The amount of current flowing through the conductor
2. Distance from the conductor.

#### Magnetic Field due to a Current Carrying Circular Loop

The demonstration given below explains the nature of magnetic field due to a current carrying circular loop.



### Procedure

Take a long wire and bend it to form a circle at the point where the wire passes through the cardboard

Pass the wire through the cardboard such that half the wire is above it and the remaining part of the wire is below the cardboard

Join the free ends of the wire to a battery through a plug key

Insert the key and pass the current. Sprinkle iron filings on the cardboard and tap gently

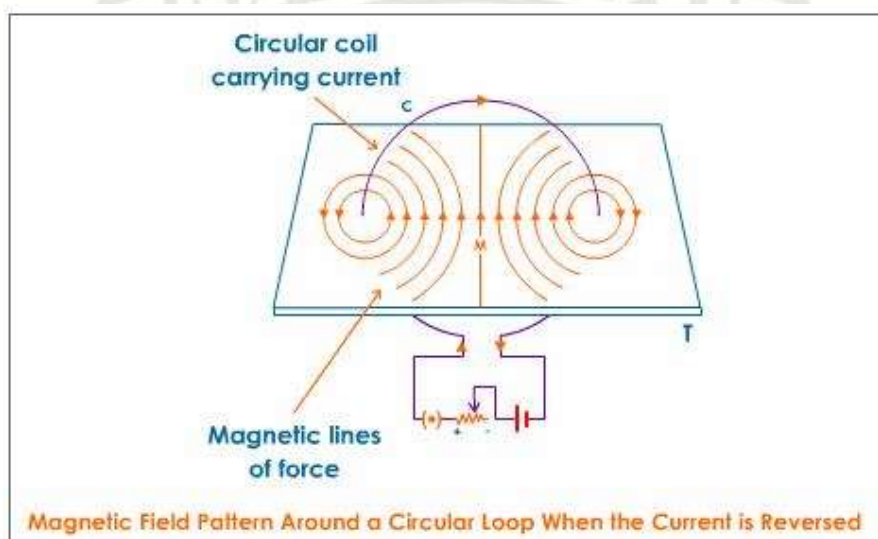
Note the pattern of the iron filings that emerge on the cardboard

### Observation

Concentric circles are formed, which are centred at the point where the wire passes through the cardboard

The lines near the centre of the loop are almost straight. The magnetic field at the centre of the loop is perpendicular to the plane of the loop

The concentric circles become larger as we move away from the wire

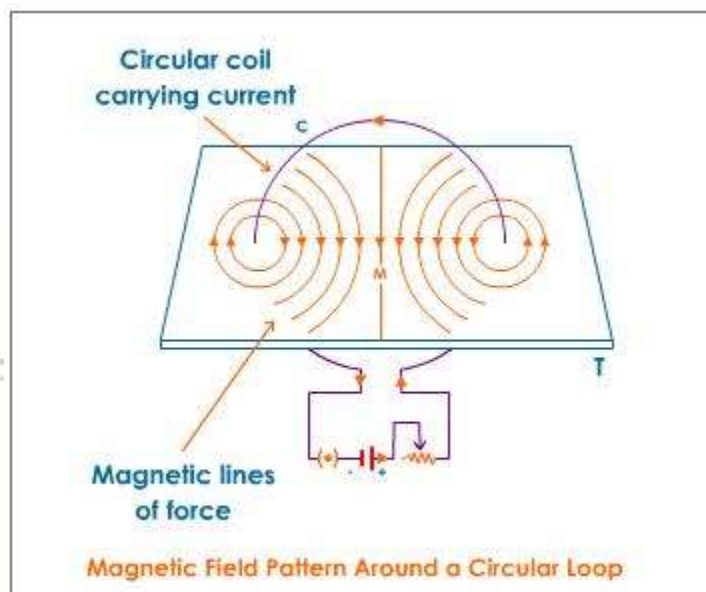


**Procedure**

Repeat the experiment by reversing the direction of flow of current

**Observation**

The needle of the compass deflects in the opposite direction

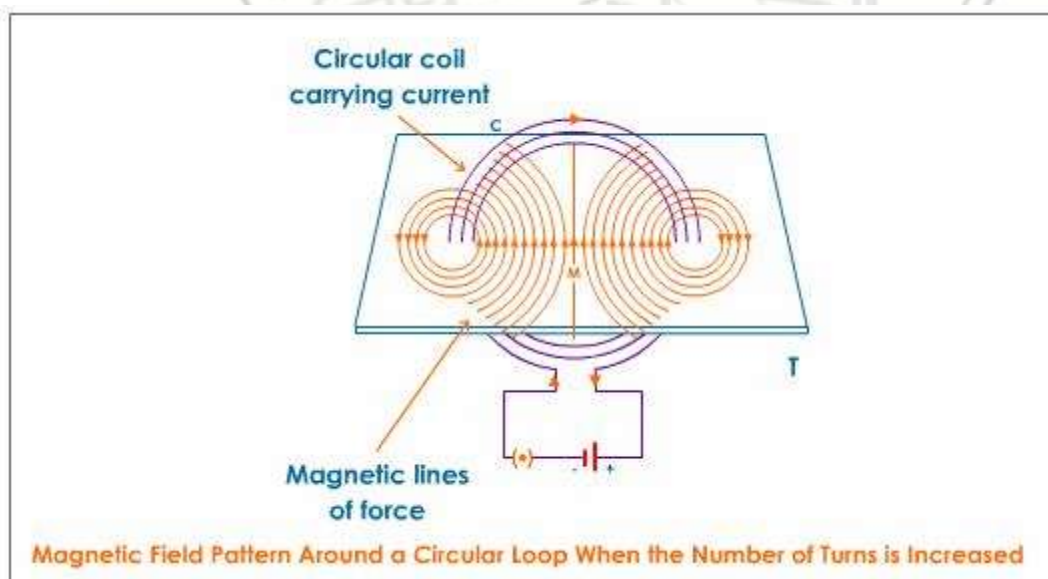


**Procedure**

Repeat the experiment by increasing the strength of the current

**Observation**

On increasing the strength of current in the conducting wire, the number of lines of force around it increases

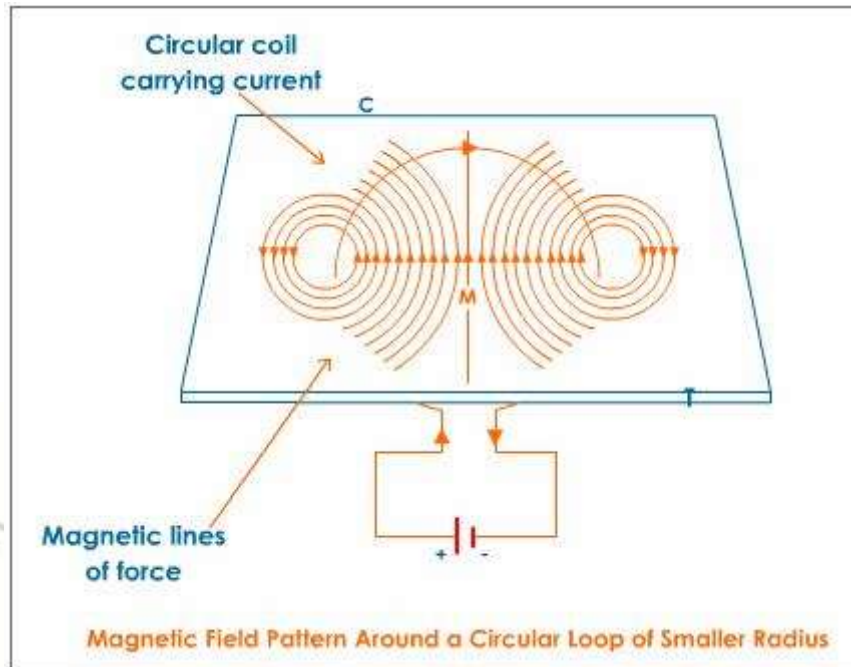


**Procedure**

Repeat the experiment by increasing the number of turns of the coil

**Observation**

The number of lines of force around the coil increases



**Procedure**

Repeat the experiment by reducing the radius of the coil

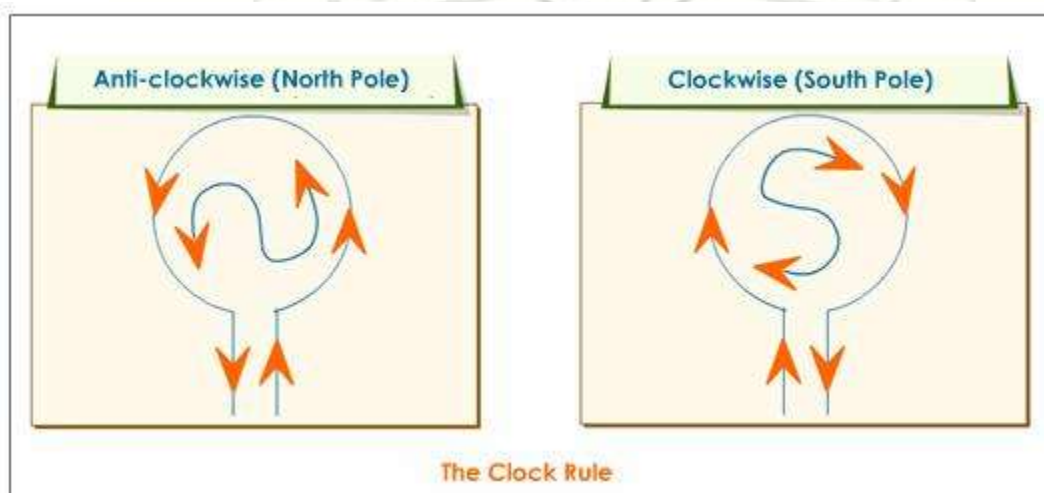
**Observation**

The number of lines of force around the coil increases

**Magnetic Field in a Coil Carrying Current**

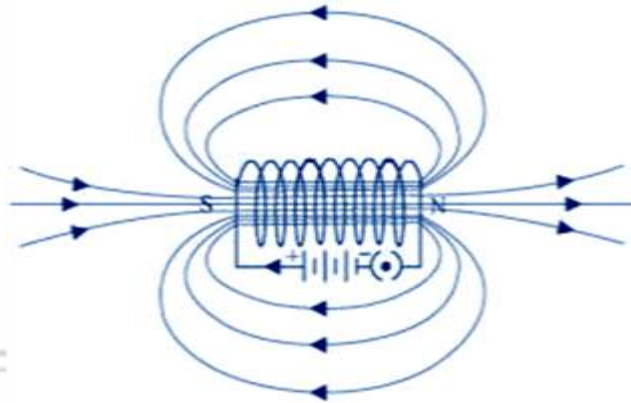
If a coil carrying current is suspended by thin elastic long conductors, it will align itself as the compass needle, i.e., one end of the coil will point in the north direction and the other end will point towards the south.

The polarity of the faces of the coil depends on the direction of current and is obtained by a rule known as "The Clock Rule". According to this rule "When an observer, looking at the face of the coil, finds the current to be flowing in the anti-clockwise direction, then the face of the coil will behave like the north pole. While if the current is in the clockwise direction, the face of the coil will behave like South Pole.



## Magnetic Field Due to a Solenoid

A solenoid is a long coil (shaped like a cylinder) containing a large number of close turns of insulated copper wire.



The figure above shows a solenoid SN whose ends are connected to a battery B through a switch X. When a current is passed through a solenoid, it produces a magnetic field around it. The magnetic field is shown in the fig. It is along the axis of the solenoid and is almost constant in magnitude and direction. The magnetic lines of force inside the solenoid are nearly parallel to each other and parallel to the axis of the solenoid.

A solenoid when suspended freely, aligns itself in the north-south direction, thus behaving like a bar magnet. One end of the solenoid acts like a north pole and the other end the south pole.

The polarity of the solenoid can be changed by reversing the direction of the current.

The strength of the magnetic field produced by a current carrying solenoid depends on:

- The number of turns - larger the number of turns, greater is the magnetism produced
- The strength of the current - when current increases, magnetism also increases
- Nature of 'core-material' used in making the solenoid - if we use soft-iron as a core for the solenoid, then it produces the strongest magnetism

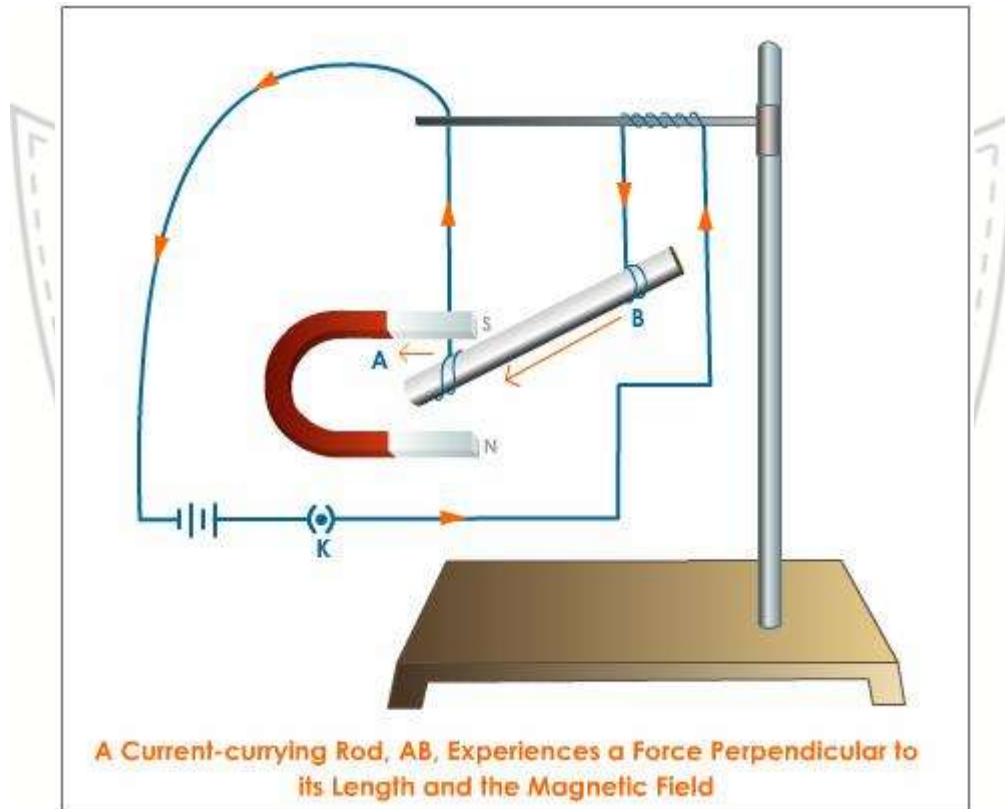
## Electromagnet

An electromagnet can be defined as a soft-iron core that is magnetised temporarily by passing a current through a coil of wire wound on the core.

Principle: It is based on the magnetic effect of electric current.

### Force on a Conductor in a Magnetic Field

Oersted's experiment shows that a current carrying wire exerts a force on a magnetic needle and deflects it from its usual north-south position. The reverse must also be true, which was proved by the French scientist Andre Marie Ampere, who suggested that a magnet must also exert an equal and opposite force on the current carrying conductor. The above mentioned concept can be best understood by way of a demonstration as explained below.



#### Procedure

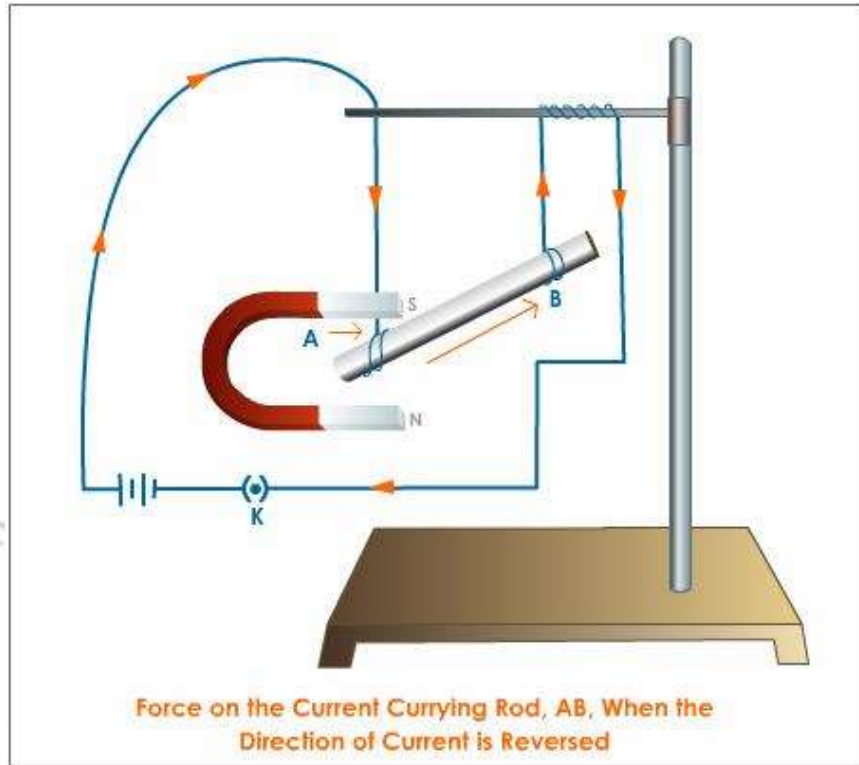
A small aluminium rod AB (5 cm in length) is connected to the wires and suspended horizontally as shown in the fig

A strong horse-shoe magnet is placed in such a way that the magnetic field is directly upwards and is placed vertically

The rod AB is connected in series to a battery, a key and a rheostat  
Switch on the current

#### Observation

The rod AB gets displaced.

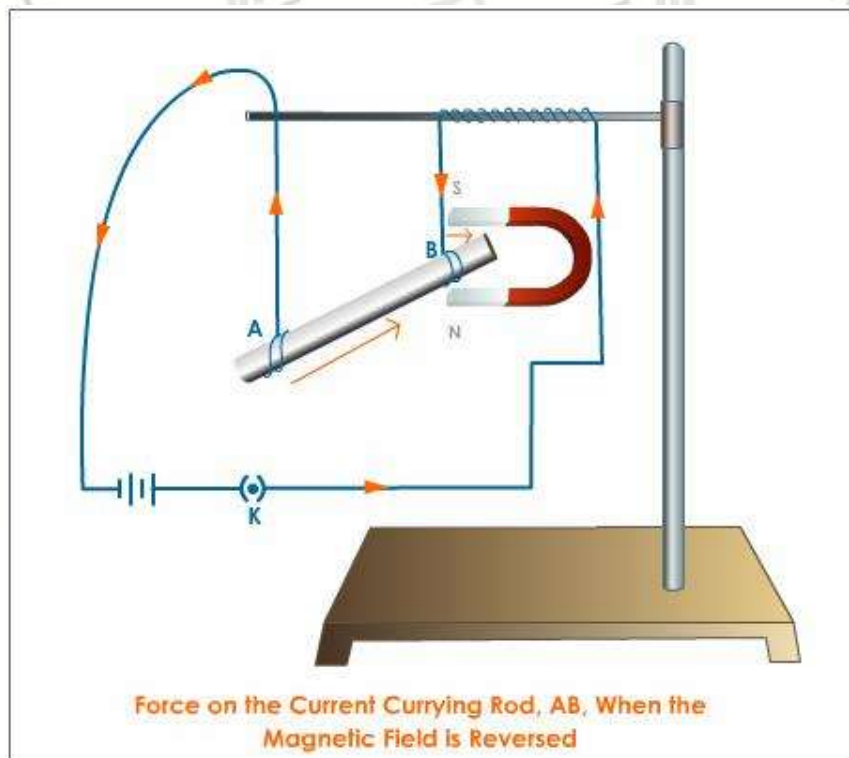


**Procedure**

Repeat the experiment by changing the direction of flow of current.

**Observation**

The rod AB gets displaced in the reverse direction.



**Procedure**

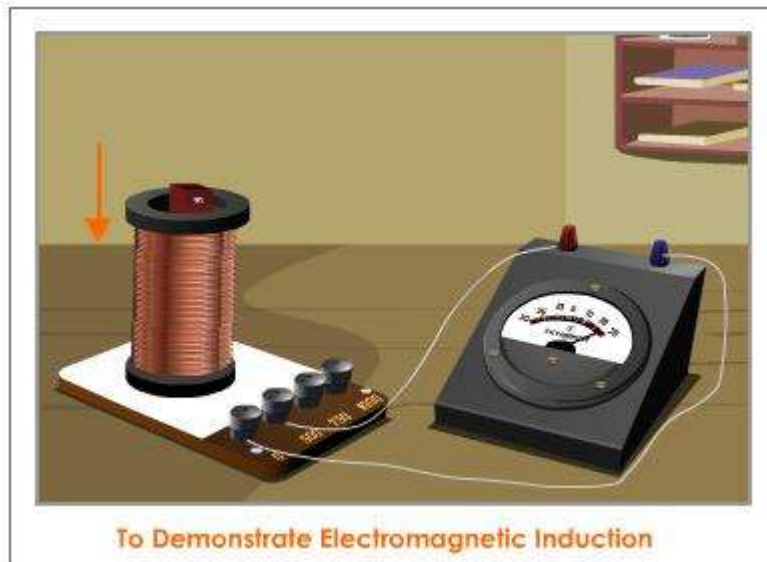
Repeat the experiment by reversing the direction of magnetic field.

**Observation**

The rod AB gets displaced in the reverse direction.

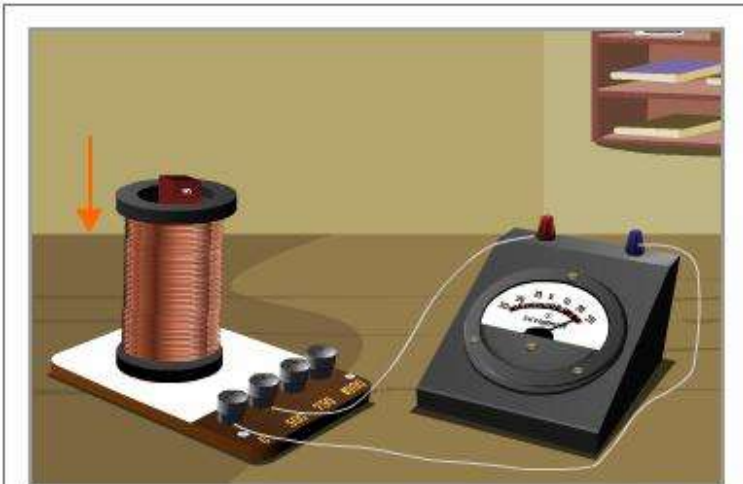
## Electromagnetic Induction

- Michael Faraday the English scientist was the first person to prove that a magnet can create a current
- To test this he moved a magnet towards and away from the coil of wire connected to a galvanometer
- He observed that there was a deflection in the galvanometer indicating that a current is induced in it

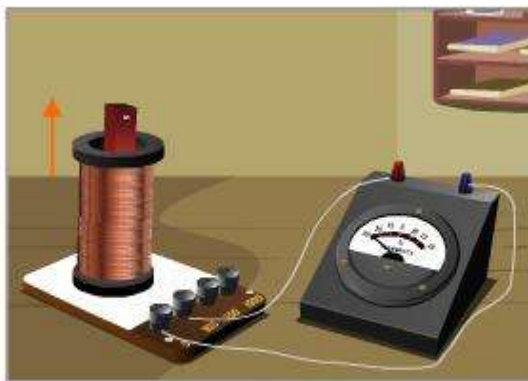


- The current obtained due to the relative motion between the coil and the magnet is called induced current
- The phenomenon by which an emf or current is induced in a conductor due to change in the magnetic field near the conductor is known as electromagnetic induction
- Faraday arrived at a few conclusions by moving a bar magnet in and out of the coil of wire
- Some of the experiments performed by Faraday and his observations are tabulated here. Go through them

## Experiment



The North pole of the magnet is moved into the coil of wire



The North Pole of the Magnet is Moved out of the Coil of Wire



The Magnet is Held Stationary Inside the Coil of Wire

## Observation

Deflection in the galvanometer indicates that the current is induced in the coil due to the relative motion between the magnet and the coil.

The deflection in the galvanometer is reversed when the same pole of the magnet is moved in the opposite direction.

The galvanometer pointer comes back to the zero position indicating that the deflection in the galvanometer lasts as long as there is relative motion between the magnet and the coil.



The South Pole of the Magnet is Moved into the Coil of Wire

The deflection in the galvanometer is reversed when the opposite pole is moved in the same direction.



The Number of Turns of the Coil is Increased

The deflection in the galvanometer changes with the change in number of turns of the coil - more the number of turns in the coil greater the deflection. The magnetic field goes around each loop of wire in the coil, so if we increase the number of coils the change in magnetic field is more.

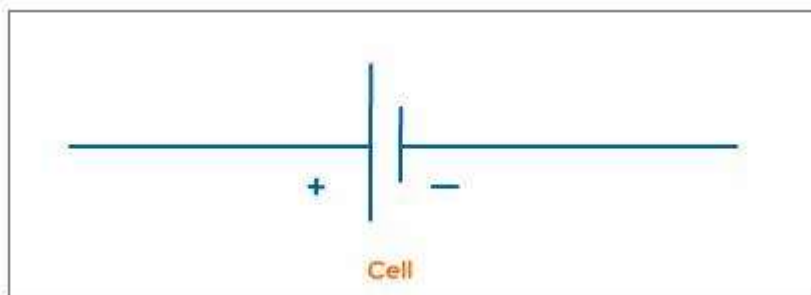
The magnet is moved faster in and out of the coil

The deflection is more if the magnet is moved faster. That is, the rate at which the current is induced is more when the magnet is moved faster.

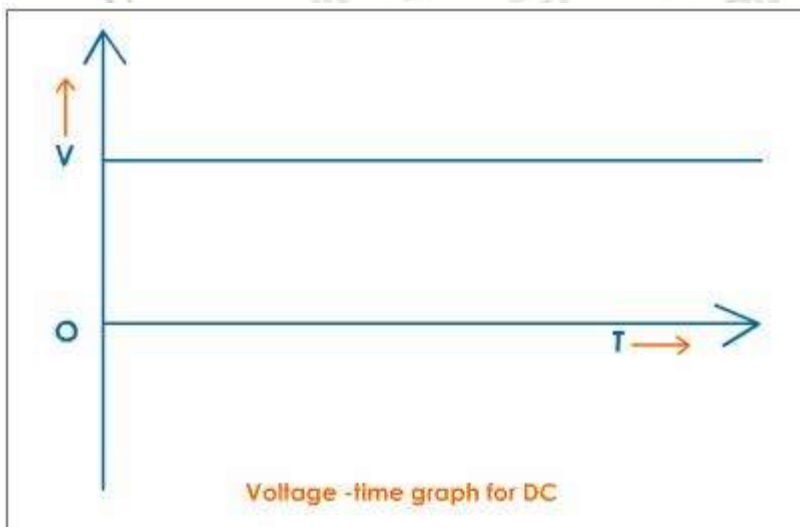
## Direct and Alternating Current

When the current flows in the same direction it is called 'direct current' or DC

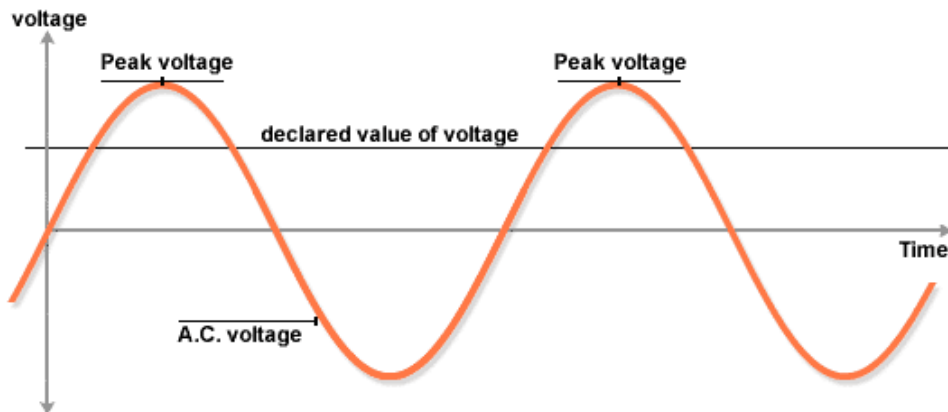
- The current derived from a cell or battery is unidirectional. So it is a DC source
- It is represented in an electrical circuit as



- The voltage  $V$ /s time graph for a DC source is represented as follows:



## Voltage -Time graph for AC



### Advantages of A.C. over D.C.

1. The cost of generating A.C. is less than the cost of generation of D.C.
2. A.C. can be easily converted into D.C.
3. A.C. can be transmitted to distant places without much loss of electric power than D.C.

### Disadvantages of A.C. over D.C.

1. A.C. is more dangerous than D.C.
2. A.C. can not be used in the process of electrolysis.

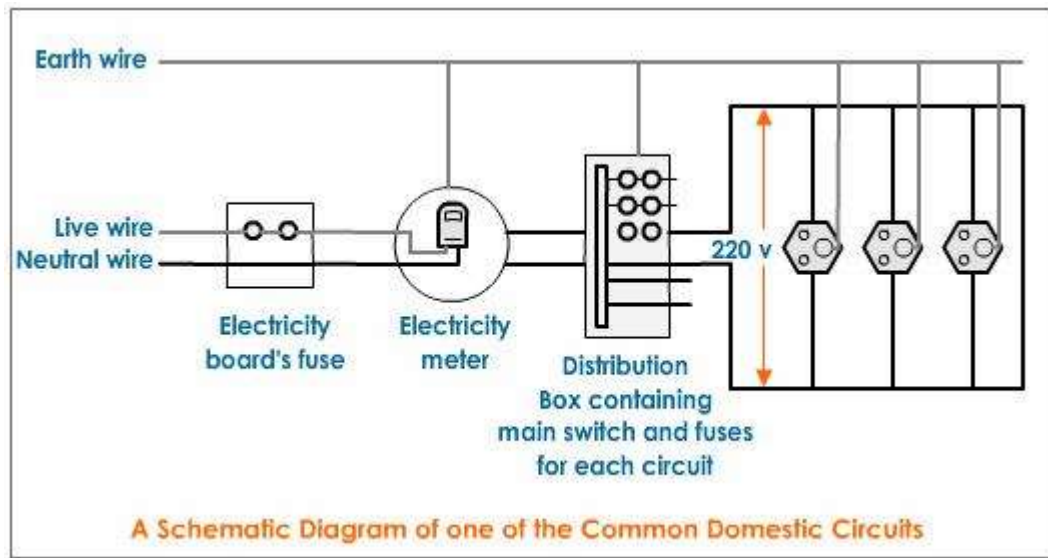
### Domestic Electric Circuits

Electric power is usually generated at places which are far away from the places where it is consumed. At the generating station, the electric power is generated at 11,000 volts. This voltage alternates at a frequency of 50 Hz.

The power is transmitted over long distances at high voltage to minimise the loss of energy in the transmission.

## Domestic Wiring

- The electric power line enters our house through three wires- namely the live wire, the neutral wire and the earth wire. To avoid confusion we follow a colour code for insulating these wires. The red wire is the live wire, and the black wire is neutral. The earth wire is given green plastic insulation.
- The live wire has a high potential of 220 volts whereas the neutral wire has zero potential. Thus the potential difference between the live wire and the neutral wire is  $220-0 = 220$  volts.

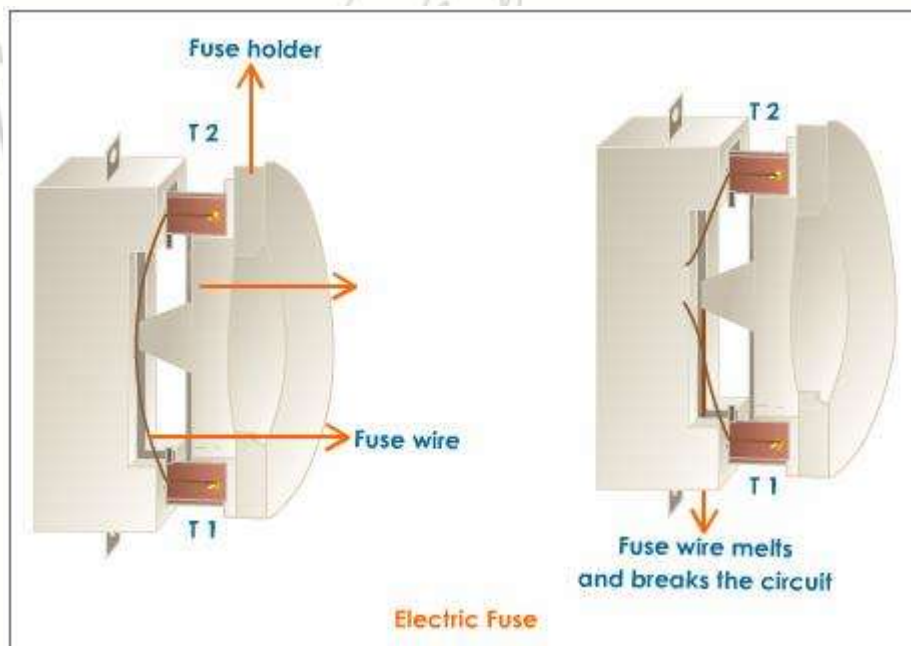


- The earth wire is much thicker in size and is made of copper. One end of it is connected to a copper plate buried deep under the earth. The earth connection is made to the electric meter and then to the main switch.
- In our homes, we receive supply of electric power through a main supply (mains), either supported through overhead electric poles or by underground cables.
- The live wire and neutral wire, coming from the electric pole, enter a box fitted just outside our house which has a main fuse  $F_1$ . The fuse is connected in series with the live wire. This is done so because it is only the live wire which has a high potential of 220 volts unlike the neutral wire which carries zero potential. The fuse  $F_1$  has a high rating of about 50 amperes. Thus it prevents any damage such as fire to the entire electrical wiring entering the house due to short-circuit or overloading.
- The two wires then enter the electricity meter which records the electrical power consumed by us in kilowatt-hour (kWh). This meter is installed by the electric supply Department of our city.
- These two wires coming out of the meter are then connected to a main switch which is placed in a distribution box. Another fuse  $F_2$  is placed in series with the live wire in this box for the sake of consumer safety.
- There are two separate circuits in a house namely lighting circuit and power circuit. The lighting circuit with a 5 A fuse is used for running electric bulbs, fan, radio, TV, tube lights etc. and the power circuit with a 15 A fuse is used for

running electric heater, electric iron, geyser, refrigerator etc as it draws more current.

- The distribution circuits are always connected in parallel combination. In a parallel circuit even if there is a fault or short-circuiting in any one line, the corresponding fuse blows off leaving the other circuits and appliances intact and prevents damage to the entire house.
- In case short-circuit occurs in the power circuit, then the power-fuse will blow off but our lights will continue to burn as the lighting circuit remains unaffected.
- A constant voltage of the main line is available for all other electrical appliances.
- Along with the two wires, a third wire called the earth wire also enters our house as shown in the fig. The earth connection is first made to the electric meter and then to the main switch. This wire then goes into the rooms along with the live and neutral

### Electric Fuse



- An electric fuse is a device which is used to limit the current in an electric circuit. The fuse safeguards the circuit and the electrical appliances from being damaged.
- The fuse wire is generally an alloy of lead and tin. It has a low melting point and breaks the circuit if the current exceeds a safe value. The thickness and length of the fuse wire depends on the maximum current allowed through the circuit.
- It is connected in series in the beginning of the electric circuits.

Electric fuses are always connected in series in an electric circuit. Why?

When the circuit current exceeds a specified value due to voltage fluctuations or short-circuiting, the fuse wire gets heated and melts. Thus it breaks the connection as shown in the figure and no current flows. This prevents damage to the appliance.

**CHAPTER-13**  
**MAGNETIC EFFECT OF CURRENT**  
**Assignment13.1**

- Q1. Describe an activity to draw magnetic field lines around a bar magnet.
- Q2. Describe an activity to show the pattern of magnetic field lines around straight current carrying conductor. Name and state the rule to find direction in this case.
- Q3. Draw the pattern of magnetic field lines produced by current carrying circular loop.
- Q4. With the help of an activity draw magnetic field lines around a solenoid.
- Q5. (a) With the help of an experiment show that force is exerted on a current carrying conductor when placed in a magnetic field.
- (b) How will this force change when the current in the conductor is increased?
- Q6. What is the pattern of field lines inside the solenoid? What do they indicate?
- Q7. Differentiate between permanent magnet and electromagnet.
- Q8. Differentiate between short-circuiting and overloading.
- Q9. Explain two ways to induce current in a coil. Name and state the rule to find direction of induced current.
- Q10. With the help of an experiment explain the electromagnetic induction.
- Q11. Differentiate between direct and alternating current.
- Q12. A switch is always connected to
- a) Live wire
  - b) Neural wire
  - c) Earth wire

CHAPTER-13  
MAGNETIC EFFECT OF CURRENT  
Assignment13.2

- Q1. Name the scientist who provided the first evidence of connection between electricity and magnetism.
- Q2. List the properties of magnetic lines of force?
- Q3. Why two magnetic field lines are never found to cross each other?
- Q4. What are the factors on which the magnetic field produced by straight current carrying conductor depends?
- Q5. State right hand thumb rule.
- Q6. Draw magnetic field lines due to a circular loop.
- Q7. State Fleming's left hand rule.
- Q8. What is an electromagnet? Explain electromagnetic induction with the help of an activity.
- Q9. State Fleming's right hand rule.
- Q10. What is a fuse wire? Name 2 special characteristics that a fuse wire must have
- Q11. What is the frequency of A.C. in India? Find the time in which A.C. changes its direction?
- Q12. Name a device that converts electrical energy to mechanical energy. Explain the underlying principle and working of the device with the help of a neat diagram.
- Q13. An electrician assembling a household circuit uses a long thick copper wire with green insulation and a short wire made of copper tin alloy. What are the two wires called? Mention the importance of each wire in an electric circuit. How are these wires connected in the circuit?
- Q14. A coil connected to galvanometer is held stationary. A bar magnet with its North Pole facing the coil is moved towards the coil at a certain speed. The galvanometer shows deflection of 10 divisions towards right. How will deflection in the galvanometer scale be affected if the bar magnet is moved away from the coil at the same speed?

**MAGNETIC EFFECT OF ELECTRIC CURRENT  
QUESTION-BANK**

- Q.1 A straight wire carrying electric current is moving out of plane of paper and is perpendicular to it. What is the direction and type of induced magnetic field?
- Q.2 How can it be shown that magnetic field exist around a wire carrying current?
- Q.3 How can a solenoid be used to magnetise a steel bar.
- Q.4 Why can't two magnetic field lines ever intersect?
- Q.5 Can a 5 A fuse be used in wire carrying 15 A current? Why?
- Q.6 Give the factors that affect strength of magnetic field at a point due to a straight conductor carrying current.
- Q.7 Where do we connect a fuse: with live wire or with neutral wire?
- Q.8 Give two uses of electromagnets.
- Q.9 Name any two devices which use permanent magnets.
- Q.10 Draw the magnetic field lines representing uniform magnetic field.
- Q.11 A current-carrying straight conductor is placed in the east-west direction. What will be the direction of the force experienced by this conductor due to earth's magnetic field? How will this force get affected on? (a) reversing the direction of flow of current (b) doubling the magnitude of current.
- Q.14 A coil of insulated copper wire is connected to a galvanometer. What would happen if a bar magnet is
- (i) Pushed into the coil?
  - (ii) Withdrawn from inside the coil?
  - (iii) Held stationary inside the coil?
- Q. 16. An electron beam is moving vertically upwards. If it passes through a magnetic field which is directed from south to north in a horizontal plane, then in which direction will the beam be deflected?
- Q. 17. The magnetic force acts on a moving proton is towards north in a horizontal plane.If the proton is moving vertically up, then what will be the direction of magnetic field?

- Q. 18. A charged particle moves in a clockwise direction in a magnetic field which is perpendicular to plane of paper directed downward. What is the nature of charge particle.
- Q. 19. A constant current is flowing through a primary coil, What will be the direction of induced current in the secondary coil placed along coaxially? Justify.
- Q. 20. The magnetic field all points well inside a long straight solenoid carrying current is -----
- Q.21 Draw magnetic field lines around a bar magnet
- Q. 22. Give the characteristics of magnetic field lines
- Q. 23. What is a compass needle?
- Q. 24. What is the current rating of a) bulbs b) geysers?



CHAPTER-13  
MAGNETIC EFFECT OF ELECTRIC CURRENT  
M.C.Q.

1. At every point of a current carrying circular loop, the concentric circles representing the magnetic fields around it would become
  - (a) Larger and larger as we move away from the wire
  - (b) So large at the centre of circular loop that they look like straight lines
  - (c) Both (a) and (b)
  - (d) Neither (a) nor (b)
2. The magnetic field lines inside a long current - carrying solenoid are nearly
  - a) Straight
  - b) Circular
  - c) Parabolic
  - d) Elliptical
3. Which of the following involves electromagnetic induction?
  - a) A rod is charged with electricity
  - b) An electric current produces a magnetic field
  - c) A magnetic field exerts a force on a current - carrying wire.
  - d) The relative motion between a magnet and a coil produces an electric current.
4. You have a coil and a bar magnet. you can produce an electric current by moving
  - a) The magnet , but not the coil
  - b) The coil, but not the magnet
  - c) Either the magnet or the coil
  - d) Neither the magnet nor the coil
5. An electric fuse can prevent accidents arising from
  - a) An overload but not due to a short cut
  - b) A short circuit but not due to an over load
  - c) An overload as well as short circuit
  - d) Neither an overload nor a short cut

CHAPTER-13  
MAGNETIC EFFECT OF ELECTRIC CURRENT  
H.O.T.S.

1. An electron is moving
  - a) From west to east in the plane of the paper in a region where there is uniform magnetic field, directed inwards and perpendicular to the plane of the paper
  - b) From south to north, in the plane of the paper in a region where there is a uniform magnetic field directed from west to east, in the plane of the paper itself.
  - c) From south to north, in the plane of the paper in a region where there is a uniform magnetic field directed from north to south in the plane of the paper itself.

State the direction of force, experienced by the electron, in each case.

2. A proton is moving in a region where there is uniform magnetic field directly outwards and perpendicular to the plane of the page itself. It experiences a force directed from west to east in the plane of the page itself. What is the direction of motion of this proton?
3. An electron, moving from south to north in plane of the page in a region where there is uniform magnetic field, experiences a force that is directed from west to east in the plane of the page itself. What is the direction of this uniform magnetic field?



CHAPTER-13  
MAGNETIC EFFECT OF ELECTRIC CURRENT  
FUN-FACTS

Hammering or heating a magnet in a hot flame will cause it to lose its magnetic properties. In both scenarios the molecules lose their north-south alignment and get arranged in random directions.

- All magnets have a north and south pole, including all of our custom promotional magnets. Opposite poles attract while the same poles repel each other.
- Many scientists believe the Earth's magnetic field helps to guide migrating birds.
- Over 80% of all households in the US have promotional magnets on their refrigerator.
- The world's largest magnet is planet Earth. Earth's hot liquid core contains iron which, as it moves, creates an electric current that generates a magnetic field around the planet.
- Neodymium magnets (a type of very strong rare-earth magnets) are known to repel sharks. While we don't currently sell neodymium magnets we do have a large collection of super strong magnets.
- Today's high speed trains use magnets to float each car, reducing friction and allowing the train to run very efficiently.
- Magnets can be found in many common household items such as telephones, computers, stereos, refrigerators, TVs, and VCRs.
- A coil of wire with an electric current flowing through it becomes magnetized.
- The pull of a magnet is strongest at the north and south pole.
- Rare-earth magnets are the strongest type of permanent magnets made.
- Legend has it that magnets were first discovered around 4,000 years ago when a shepherd named Magnes got the nails in the sole of his shoe stuck to a magnetic rock, later called magnetite.
- Magnets are usually made of steel or iron. Special alloys of iron, nickel, copper, cobalt, and aluminum can also be made into magnets.

DO SOME RESEARCH ON MAGNETIC HILL IN INDIA.

NOTES



NOTES



**CHAPTER-10**  
**LIGHT - REFLECTION AND REFRACTION**

Light is a form of \_\_\_\_\_ which enables us to see.

**PROPERTIES OF LIGHT**

- It is non-mechanical wave as it does not require any medium to travel
- Speed of light in vacuum is  $3 \times 10^8$  m/s
- It is transverse electromagnetic wave

Reflection of light:

Bouncing back of the light rays in the same medium when these rays strike on a surface or on a boundary separating two media.

**LAWS OF REFLECTION**

1. The incident ray the reflected ray and the normal at the point of incidence , they all lie in the same plane
2. The angle of incidence is equal to the angle of reflection.

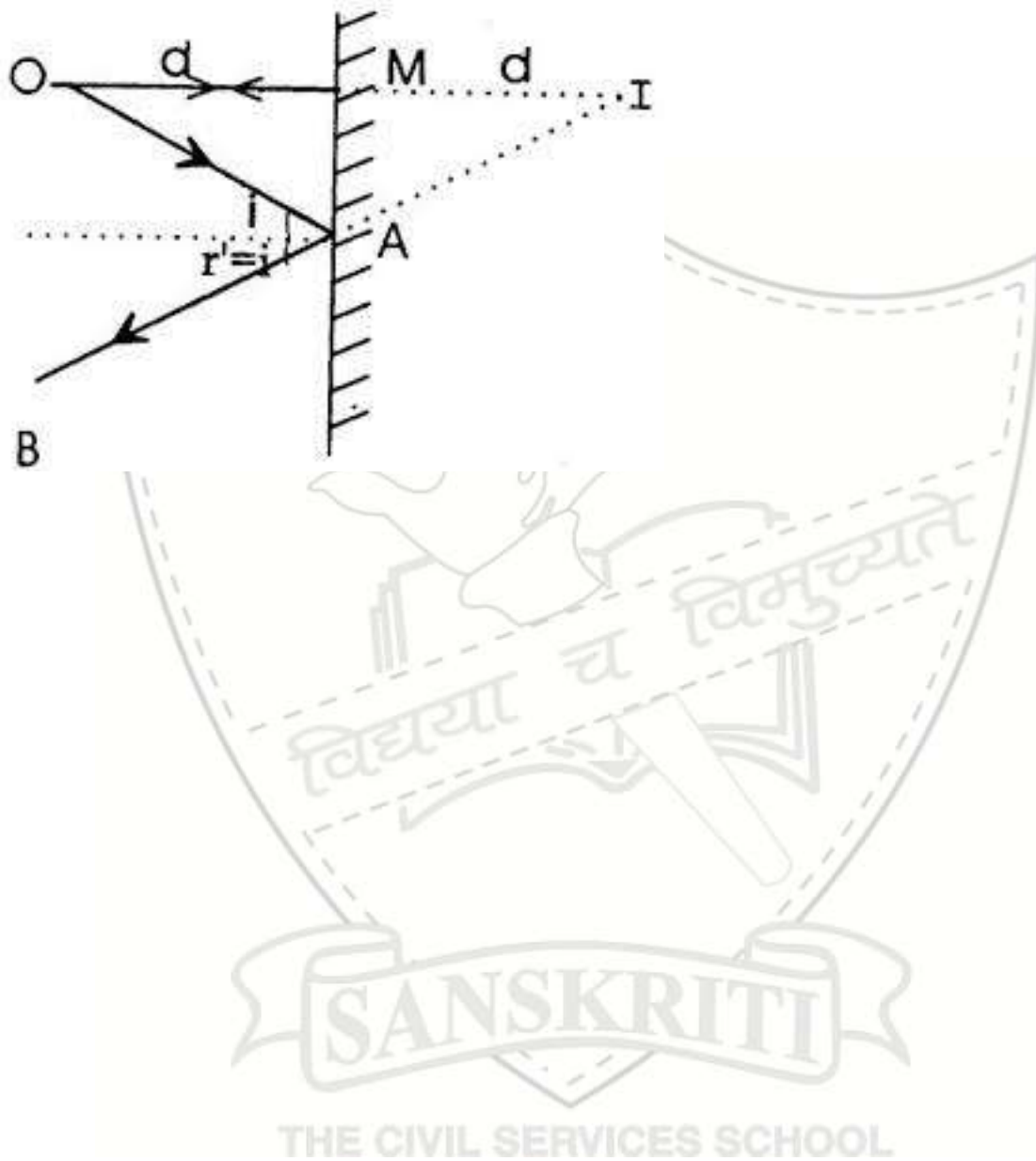
DIAGRAM:

**QUESTION**

DIFFERENCES BETWEEN REAL AND VIRTUAL IMAGES:

REAL IMAGE	VIRTUAL IMAGE
<p><b>SANSKRITI</b></p> <p>THE CIVIL SERVICES SCHOOL</p>	

Image formation by a plane mirror(Diagram)



## QUESTION

What are the Characteristics of an image formed by a plane mirror?

### *Spherical Mirror*

Mirrors having curved reflecting surface are called spherical mirrors. A spherical mirror is a part of a sphere.

### Types of Spherical Mirror:

**Concave Mirror:** Spherical mirror with reflecting surface curved inwards is called concave mirror.

**Convex Mirror:** Spherical mirror with reflecting surface curved outwards is called convex mirror.

### Important terms in the case of spherical mirror:

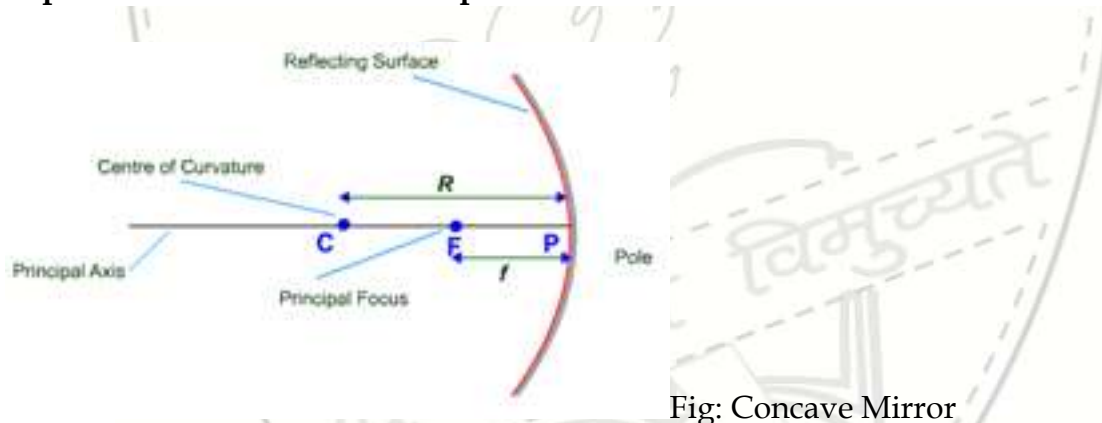


Fig: Concave Mirror

**Pole:** The centre of reflecting surface of a spherical mirror is known as Pole. Pole lies on the surface of spherical mirror. Pole is generally represented by 'P'.

**Centre of Curvature:** The centre of sphere; of which the reflecting surface of a spherical mirror is a part; is called the centre of curvature of the spherical mirror. Centre of curvature is not a part of spherical mirror rather it lies outside the mirror. Centre of curvature is denoted by letter 'C'.

In the case of concave mirror centre of curvature lies in front of the reflecting surface. On the other hand, centre of curvature lies behind the reflecting surface in the case of convex mirror.

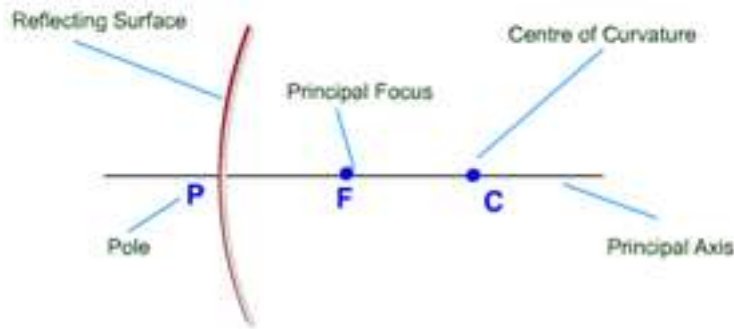


Fig: Convex Mirror

**Radius of Curvature:** The radius of sphere; of which the reflecting surface of a spherical mirror is a part; is called the Radius of Curvature of the spherical mirror. The radius of curvature of a spherical mirror is denoted by letter 'R'.

Similar to centre of curvature, radius of curvature lies in front of concave mirror and lies behind the convex mirror and is not a part of the mirror as it lies outside the mirror.

**Aperture:** The diameter of reflecting surface of a spherical mirror is called aperture.

**Principal Axis:** Imaginary line passing through the centre of curvature and pole of a spherical mirror is called the Principal Axis.

**Focus or Principal Focus:** Point on principal axis at which parallel rays; coming from infinity; converge after reflection is called the Focus or Principal Focus of the spherical mirror. Focus is represented by letter 'F'.

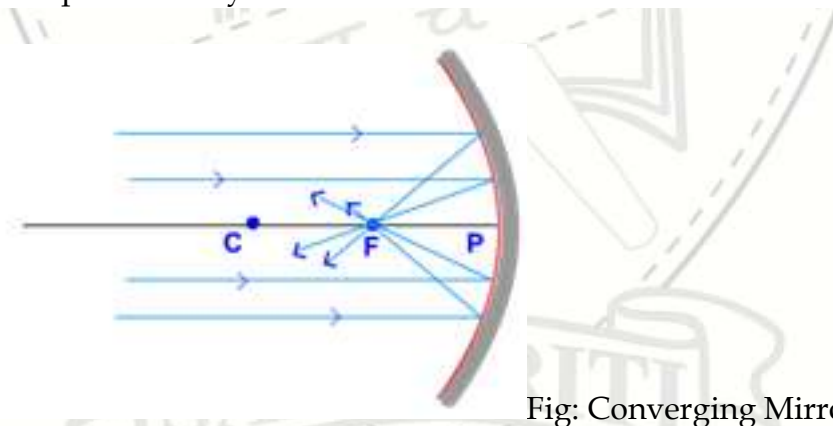


Fig: Converging Mirror

In the case of a concave mirror, parallel rays; coming from infinity; converge after reflection in front of the mirror. Thus, the focus lies in front of a concave mirror.

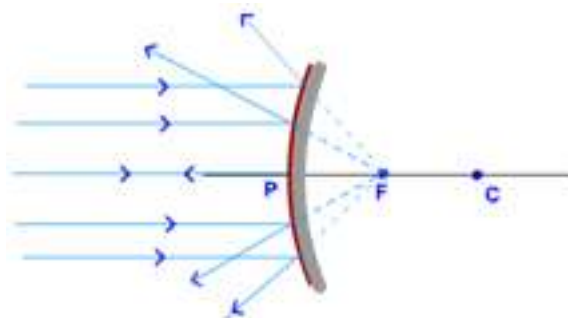


Fig: Diverging Mirror

In the case of a convex mirror, parallel rays; coming from infinity; appear to be diverging from behind the mirror. Thus, the focus lies behind the convex mirror.

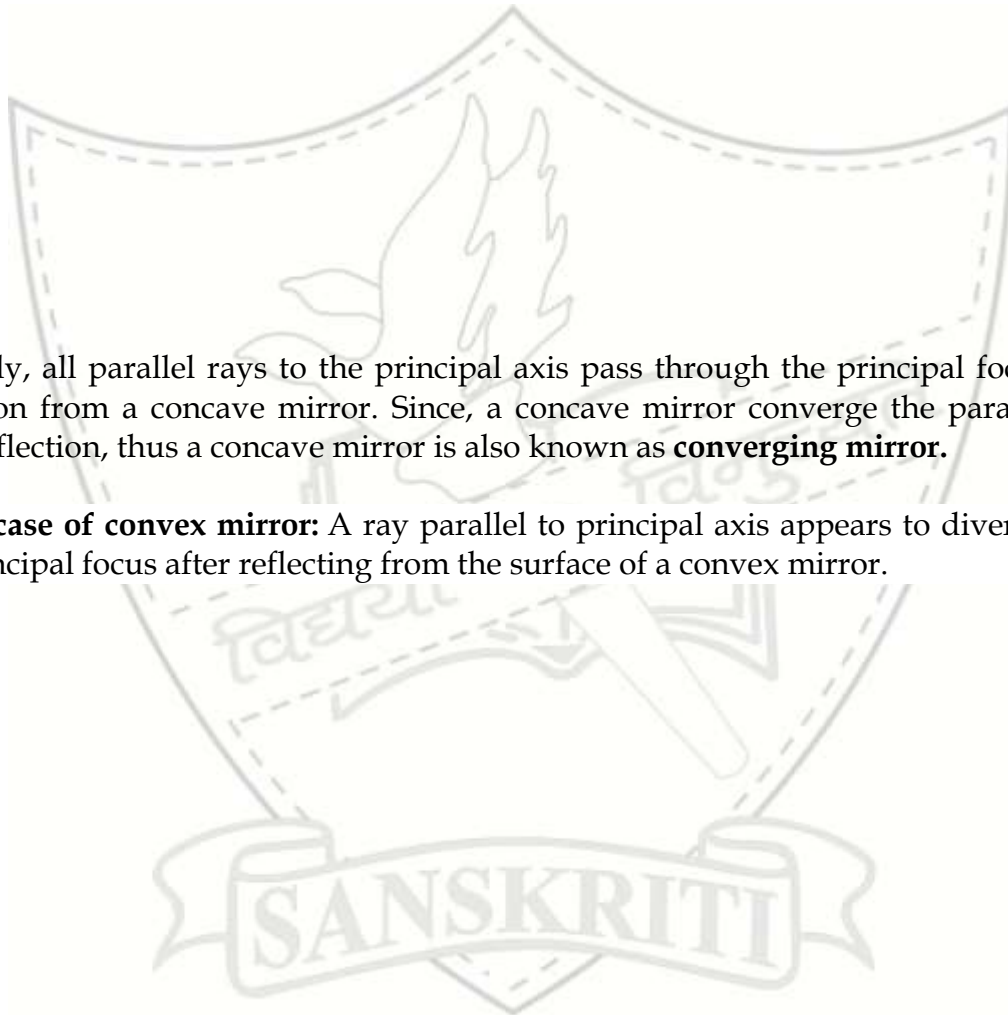
**Focal length:** The distance from pole to focus is called focal length. Focal length is denoted by letter 'f'. Focal length is equal to half of the radius of curvature.

$$\text{Or, } f = \frac{R}{2} \quad \text{Or, } R = 2f$$

Rules for drawing ray diagrams

**In the case of concave mirror:** A Ray parallel to principal axis passes through the principal focus after reflection from a concave mirror.

DIAGRAM



Similarly, all parallel rays to the principal axis pass through the principal focus after reflection from a concave mirror. Since, a concave mirror converges the parallel rays after reflection, thus a concave mirror is also known as **converging mirror**.

**In the case of convex mirror:** A ray parallel to principal axis appears to diverge from the principal focus after reflecting from the surface of a convex mirror.

Similarly, all rays parallel to the principal axis of a convex mirror appear to diverge or come from principal focus after reflection from a convex mirror. Since, a convex mirror diverges the parallel rays after reflection, thus it is also known as **diverging mirror**.

**Reflection of ray passing through the Principal Focus:**

**In the case of concave mirror:** Ray passing through the principal focus goes parallel to principal axis after reflection in the case of concave mirror.

DIAGRAM

**In the case of convex mirror:** A ray directed towards principal focus goes parallel to principal axis after reflecting from the surface of a convex mirror.

DIAGRAM:

**Ray passing through the Centre of curvature:**

**In the case of concave mirror:** Ray passing through the centre of curvature returns at the same path after reflecting from the surface of a concave mirror.

DIAGRAM



**In the case of convex mirror:** Ray appears to passing through or directed towards the centre of curvature goes parallel to the principal axis after reflecting from the surface of a convex mirror.

DIAGRAM

**Ray incident obliquely to the principal axis:** Ray obliquely to the principal axis goes obliquely after reflecting from the pole of the both concave and convex mirror and at the same angle.

DIAGRAM

Image formation by a concave mirror:

Case1: when the object is at infinity

Case2: When the object is beyond C

Case3: When the object is at C

Case4: When the object is between C and F

Case 5: When the object is at F

Case 6 when the object is between F and P

Position of the object	Position of the image	Nature of the image	Size of the image
Infinity			
Beyond C			
At C			
Between C and F			
At F			
Between F and P			

Image formation by a convex mirror

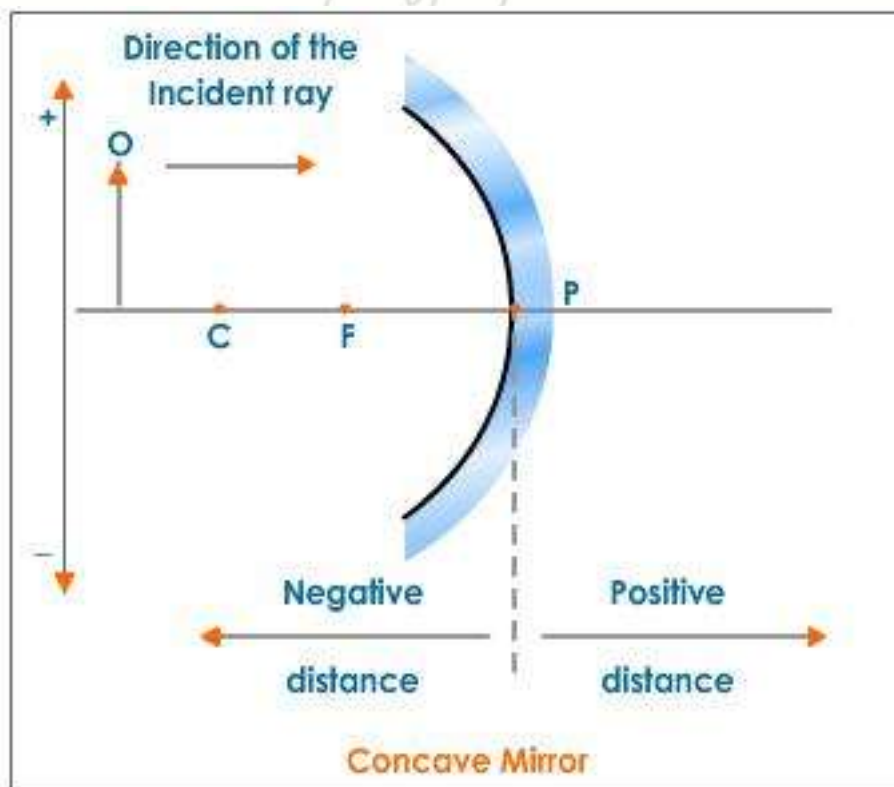
Case1: When the object is at infinity

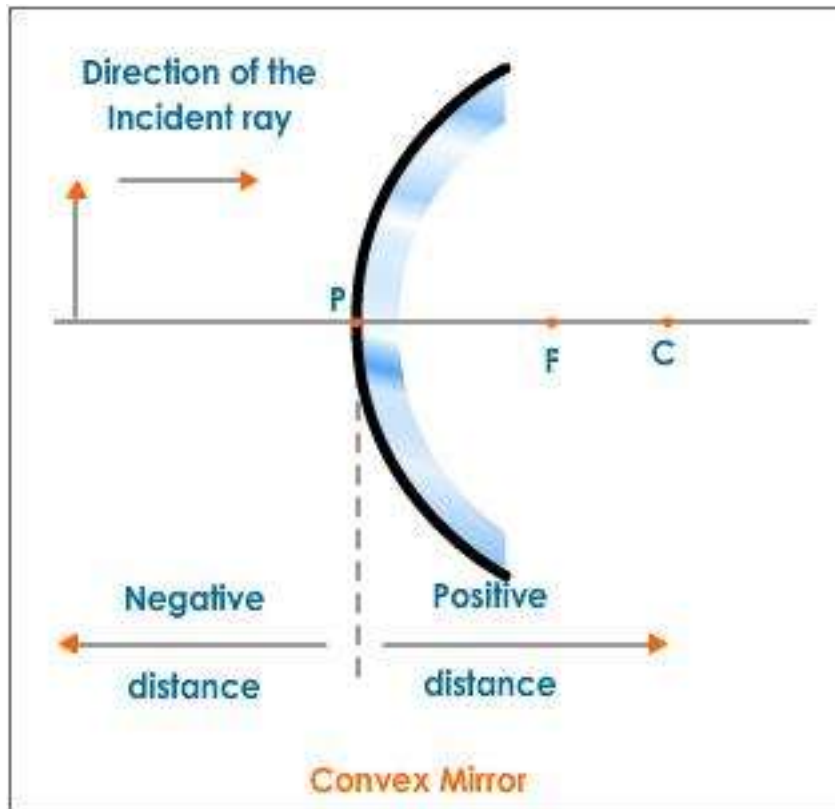
Case2: When the object is between infinity and pole;

### Sign Convention for Spherical Mirrors

The following sign convention is used for measuring various distances in the ray diagrams of spherical mirrors:

- Object is always placed to the left of mirror
- All distances are measured from the pole of the mirror.
- Distances measured in the direction of the incident ray are positive and the distances measured in the direction opposite to that of the incident rays are negative.
- Distances measured along y-axis above the principal axis are positive and that measured along y-axis below the principal axis are negative.





Mirror formula:

Magnification: It is defined as the ratio of height of image to the height of the object. It has no unit. The negative sign indicates \_\_\_\_\_ while the positive sign indicates \_\_\_\_\_. If the magnitude is greater than 1 the image is \_\_\_\_\_ and if it is less than 1 the image is \_\_\_\_\_.

Question:

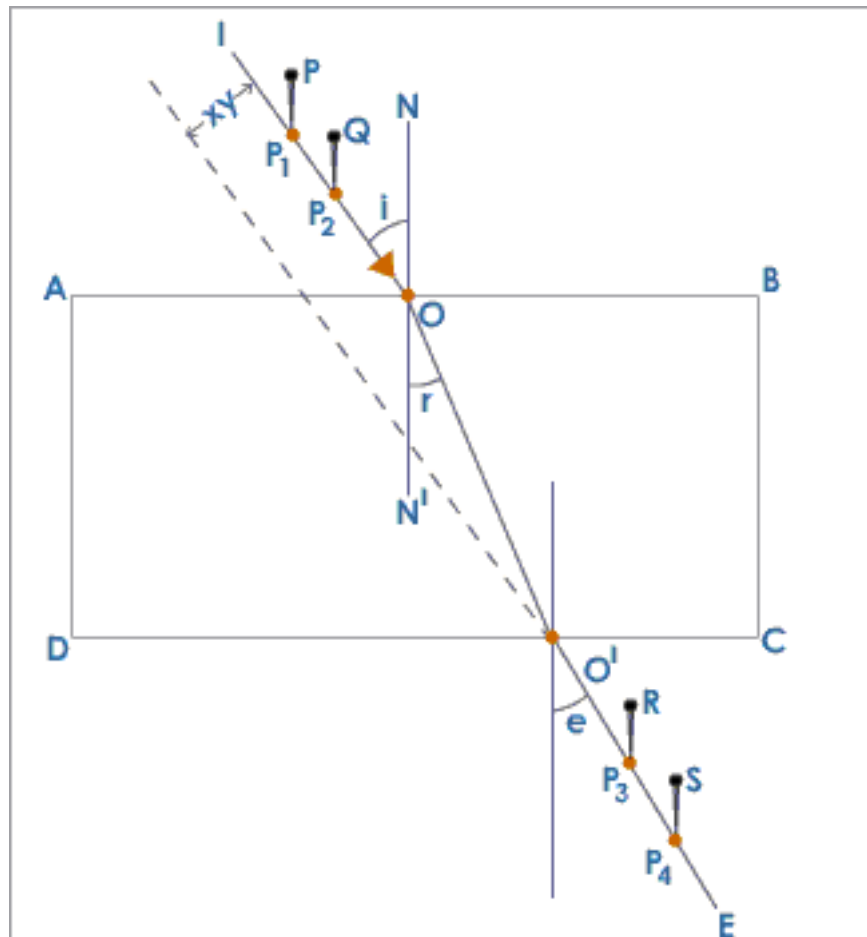
A 1.2 cm pin is placed 8 cm away from a diverging mirror of focal length 12 cm. Find the position of the image its height and interpret its nature.

## Refraction of Light through a Glass Slab

Let us now perform an experiment and find out how light gets refracted when it is incident on a rectangular glass slab.

- Place a rectangular glass slab on a white sheet of paper fixed on a drawing board.
- Trace the boundary ABCD of the glass slab.
- Remove the glass slab. Draw an incident ray IO on AB.
- Draw the normal at point of incidence (NN<sup>1</sup> through O)
- Fix two pins P and Q on the incident ray IO.
- Place the glass slab within its boundary ABCD.
- Looking from the other side of the glass slab fix two pins R and S such that your eye and the feet of all the pins are in one straight line.
- Remove the glass slab and the pins. Mark the pin points P<sub>1</sub>, P<sub>2</sub>, P<sub>3</sub> and P<sub>4</sub>.
- Join OO<sup>1</sup>. It is the refracted ray.
- Measure  $\angle i$ ,  $\angle r$  and  $\angle e$ .  $\angle i$ ,  $\angle r$  and  $\angle e$  are the angle of incidence, angle of refraction and angle of emergence respectively.
- $\angle i > \angle r$  and  $\angle i = \angle e$
- Extend O<sup>1</sup>E backwards. The emergent ray is parallel to the incident ray.





### Refraction through a Glass Slab

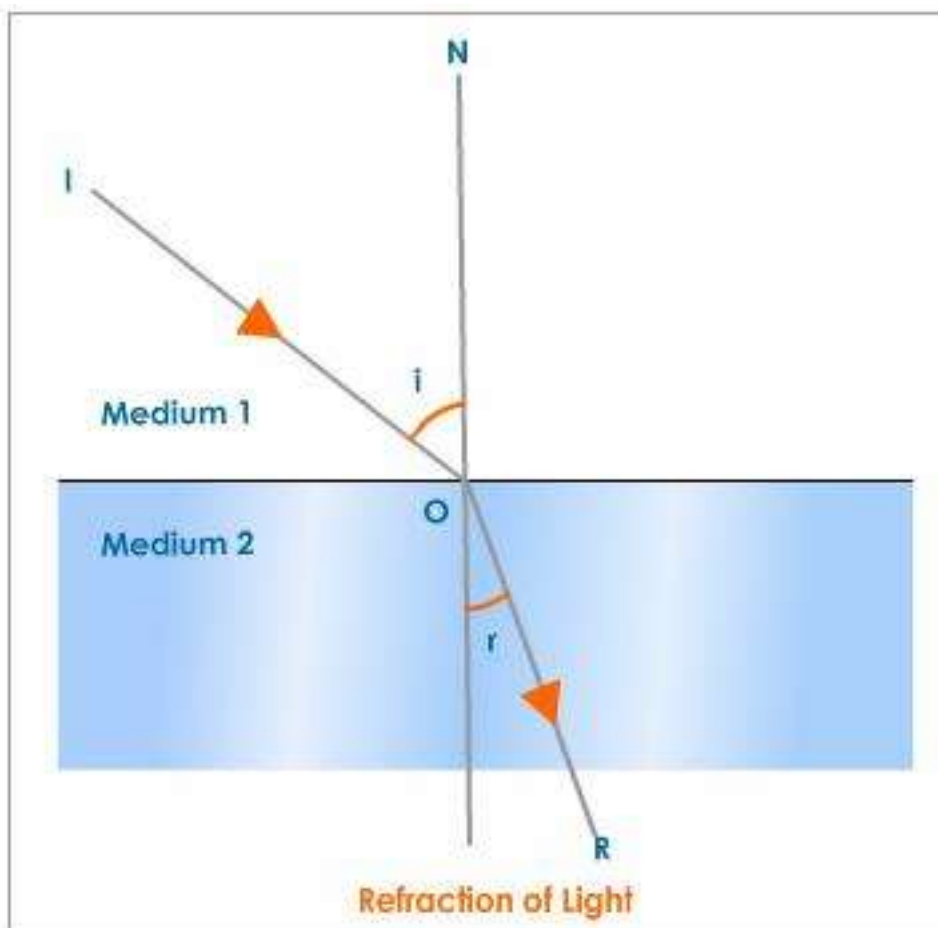
The above experiment shows that

- When a ray of light is passing from air to glass, that is, from a rarer medium to a denser medium, the refracted ray bends towards the normal drawn at the point of incidence. In this case  $\angle i > \angle r$ . But when the ray of light is passing from glass to air, that is, from a denser medium to a rarer medium the refracted ray bends away from the normal. In this case  $\angle r > \angle i$ .
- The emergent ray,  $O'E$  which is nothing but the refracted ray emerging out of the glass slab is parallel to the incident ray. This means that the refracted ray (emergent ray) has been displaced from its original path by a distance  $XY$ . This displacement is referred to as lateral displacement.

The **refractive index** or **index of refraction** of a substance is a measure of the speed of light in that substance. It is expressed as a ratio of the speed of light in vacuum relative to that in the considered medium.

## Laws of Refraction

- The incident ray, the refracted ray and the normal to the surface at the point of incidence all lie in one plane.
- For any two given pair of media, the ratio of the sine of the angle of incidence to the sine of the angle of refraction is a constant.
- The above law is called Snell's law after the scientist Willebrod Snellius who first formulated it



The refractive index of a medium depends on the following factors:

- the nature of the medium
- the colour or wavelength of the incident light

### Lateral Displacement

- In the rectangular block the incident ray and refracted ray are parallel to each other. The perpendicular distance between them is called lateral displacement.

## Refraction through a lens

Lens:

it is a piece of a transparent material having at least one curved surface.

Types of lenses

The two main types of lenses are the **CONVEX** and the **CONCAVE** lens.

Terms related to lenses:

**Principal axis:** A line, which passes through the center of the lens, perpendicular to the lens surface. (Lines X-Y in the diagrams on the left illustrate the principal axes of the lenses.)

**Optical centre:** This is a point on the principal axis of a lens through which light passes without undergoing any deviation. In other words, a ray of light passing through the optical center will not change its direction. For thin lenses whose faces have the same curvature, this point, marked **O** in the diagram, is in the center of the lens.

**Principal focus or focal point:** This is a point, marked **F** in the diagram, to which all rays parallel to the principal axis converge (in the case of a convex lens), or (in the case of a concave lens) from which the rays appear to diverge.

**Focal length:** This is the distance between the optical centre and the principal focus. In the diagram, it is the distance **OF**.

**Principal focal plane:** An imaginary plane located at the principal focus, perpendicular to the principal axis.

Rules for drawing Ray Diagrams

Any incident ray traveling parallel to the principal axis of a converging lens will refract through the lens and travel through the focal point on the opposite side of the lens.

Any incident ray traveling parallel to the principal axis of a diverging lens will refract through the lens and travel *in line with* the focal point (i.e., in a direction such that its extension will pass through the focal point).

Diagram

Any incident ray traveling through the focal point on the way to the convex lens will refract through the lens and travel parallel to the principal axis

Any incident ray traveling towards the focal point on the way to the concave lens will refract through the lens and travel parallel to the principal axis.

Diagram

- An incident ray that passes through the center of the lens will in effect continue in the same direction that it had when it entered the lens.

Diagram

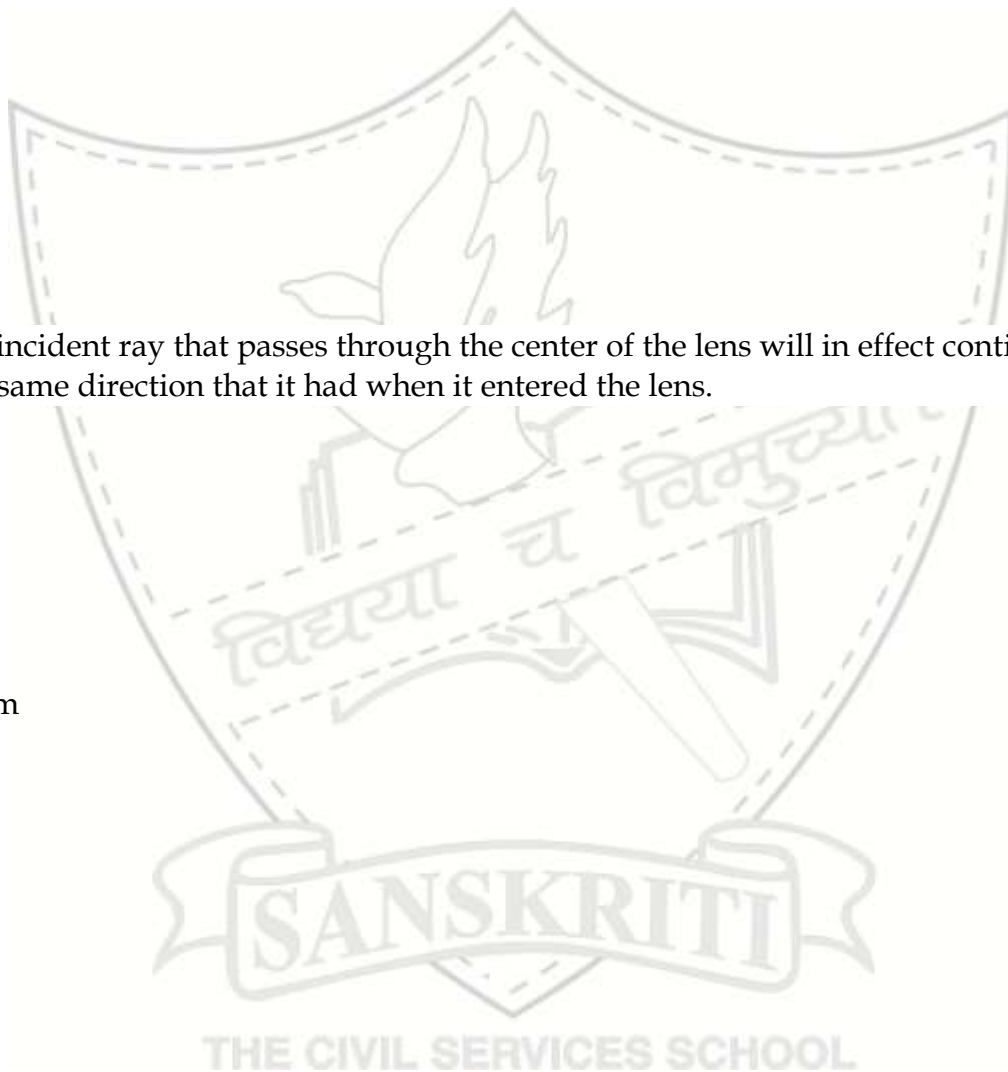


Image formation by a convex lens:

Case1: when the object is at infinity

Case2: When the object is beyond 2F

Case3: When the object is at 2F

Case4: When the object is between 2F and F

Case 5: When the object is at F

Case 6 When the object is between F and

Position of the object	Position of the image	Nature of the image	Size of the image
at infinity			
beyond 2F			
at 2F			
between 2F and F			
at F			
between F and O			

Image formation by a Concave lens

Case1: When the object is at infinity

Case2: When the object is between infinity and O;

Sign Convention for lens

Lens formula:



Magnification: It is defined as the ratio of height of image to the height of the object. It has no unit. The negative sign indicates \_\_\_\_\_ while the positive sign indicates \_\_\_\_\_. If the magnitude is greater than 1 the image is \_\_\_\_\_ and if it is less than 1 the image is \_\_\_\_\_.

Power of a lens:

---

---

---

The S.I. unit of power:

Define 1 dioptr:

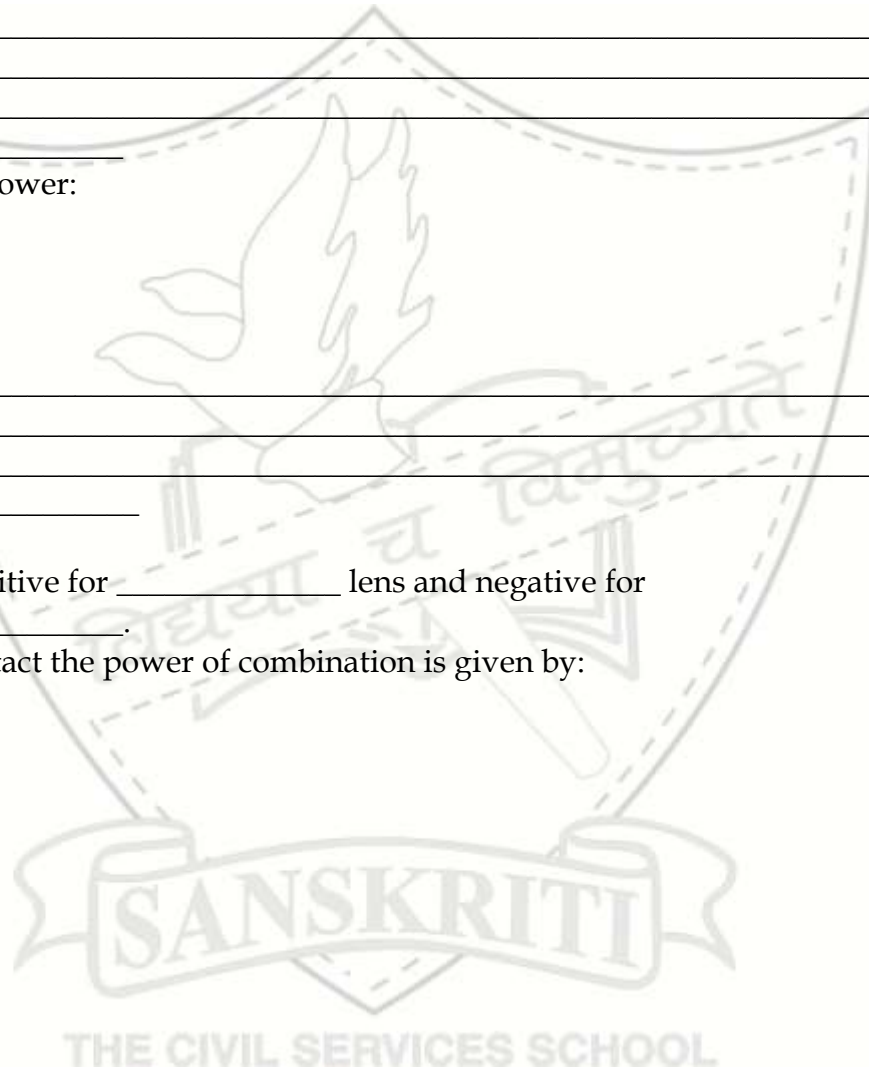
---

---

---

The power is positive for \_\_\_\_\_ lens and negative for \_\_\_\_\_.

For lenses in contact the power of combination is given by:



CHAPTER- 10

LIGHT-Reflection and refraction

Assignment-10.1

1. A concave mirror forms a real image of the same size as that of the object, where is the object placed?
2. What is the focal length of a plane mirror?
3. Name the types of the mirrors through which you can get the virtual image of an object placed in front of it.
4. What kind of a mirror is used in automobiles and why?
5. Which mirror always produces a virtual, erect and diminished image of an object?
6. What are the values of angle of incidence ( $i$ ) and that the reflection ( $r$ ) for a normal incidence?
7. See the equation magnification  $m = +1$ , for a plane mirror. What does this signify for (a)  $m=1$  and (b) positive sign of  $m$ ?
8. Describe a method to determine the focal length of a concave mirror.
9. An object is placed at a distance of 30cm from a concave mirror of focal length 20cm. where will the image be formed?
10. Sunlight is incident on a concave mirror, parallel to its principal axis. The image is formed at a distance of 12cm from the pole. Find the radius of curvature of the mirror.
11. An object is placed in front of a concave mirror of focal length 20 cm. Image is twice the size of the object. Find the distance of object from the mirror.
12. Object is placed in front of a convex mirror of radius of curvature is 40 cm. The magnification is found to be  $\frac{1}{4}$ , find the location of the object?
13. Object is placed in front of a concave mirror of focal length 30 cm. Magnification is found to be 3. Find the locations of the object?
14. A diverging mirror has a radius of curvature of 30 cm. Where in front of themirror should an object be placed so that virtual image of half the size of theobject is formed?
15. The image formed by a converging mirror is real and highly enlarged. Where will you place the object? Explain with the help of a neat labeled ray diagram.

16. The image formed by a converging mirror is virtual and enlarged. Where will you place the object? Explain with the help of a neat-labeled diagram.
17. The shiny bulging surface of a hollow aluminum sphere of radius 40 cm is used as a mirror.
- Which type of spherical mirror will it be?
  - What is the focal length of this mirror?
18. Draw a neat ray diagram to show the formation of a real equal sized image by a concave mirror?
19. If a concave mirror converges the rays of the sun 15 cm away from the mirror, what should be the distance at which an equal sized image will be formed for a 1cm object placed in front of this mirror?
20. A student obtained a sharp image of the grills of a window on a screen using a concave mirror. The teacher remarked that for better results, the sun should be focused on the screen. What should be done for this purpose?
- Move the screen slightly away from the mirror.
  - Move the mirror slightly towards the screen.
  - Move the screen and mirror away from the object.
  - Move the screen and mirror towards the object.

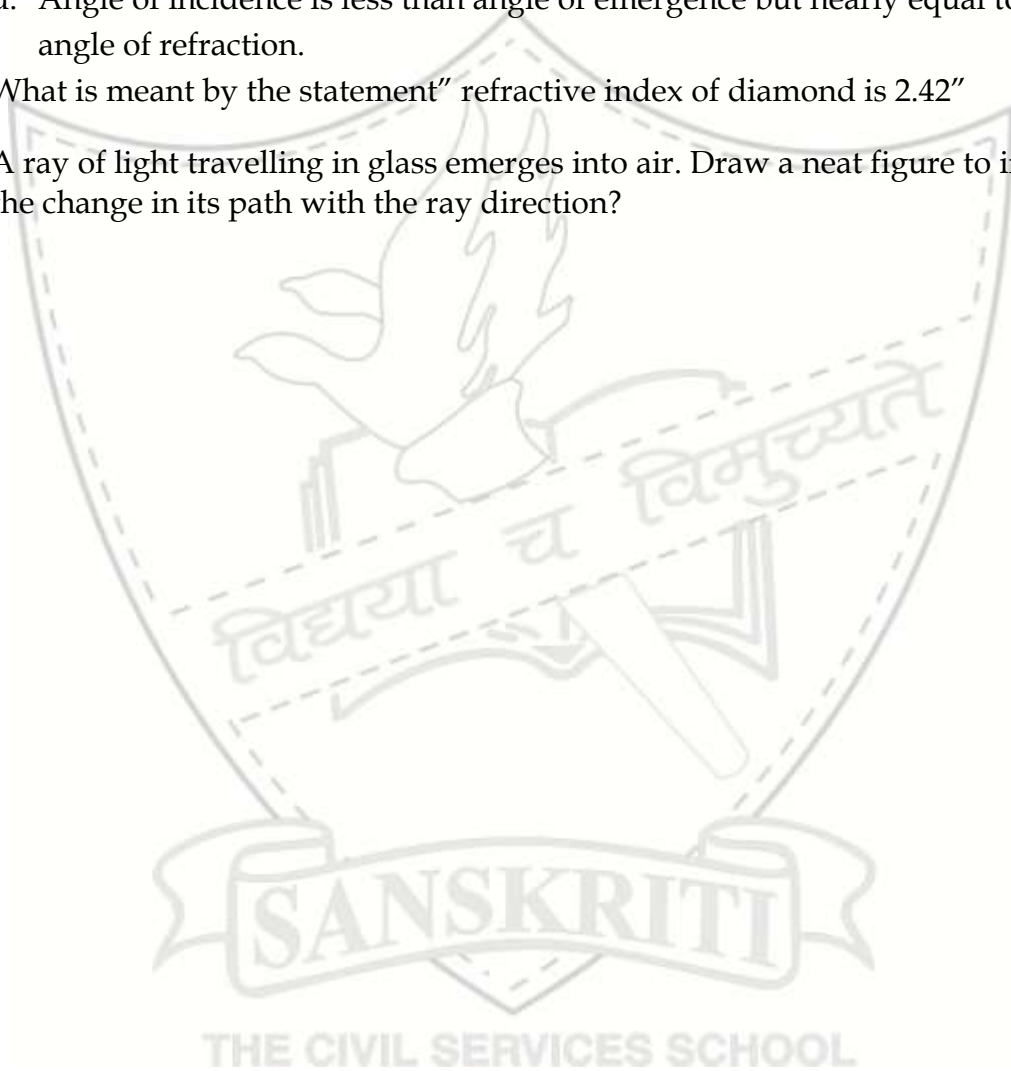
CHAPTER- 10

LIGHT-Reflection and refraction

Assignment-10.2

1. When a ray of light passes from medium 1 to medium 2, it bends towards the normal, which of the two is optically denser?
2. The absolute refractive index of diamond is 2.42, what is the speed of light in diamond?
3. List the factors affecting the lateral displacement.
4. How should a ray be incident on a rectangular slab so that it comes out from the opposite side without being displaced?
5. Given the refractive index of water and glass is  $\frac{4}{3}$  and  $\frac{3}{2}$  respectively. Write the relation and find the value of refractive index of water with respect to glass and glass with respect to water.
6. A ray of light travelling in air falls on a surface whose refractive index is 1.5. If the angle of incidence is  $30^\circ$ , find the angle of refraction.
7. a) Define refractive index. State its mathematical formula.  
b) Refractive index of media A, B, C and D are A-1.33, B-1.52, C-1.44, D-1.65. In which of the four media speed of light is (i) maximum (ii) minimum.
8. How is the refractive index of a medium related to the speed of light? Obtain an expression for refractive index of a medium with respect to another in terms of speed of light in these two media?
9. Light passes through a rectangular glass slab and through a triangular glass prism. Using proper ray diagram, explain in what way does the direction of the two emergent beams differ with respect to the incident beam of light.
10. Refractive index of diamond with respect to glass is 1.6 and absolute refractive index of glass is 1.5. Find out the absolute refractive index of diamond.
11. State Snell's law of refraction?
12. If the speed of light in flint glass is  $1.86 \times 10^8$  m/s and that in vacuum is  $3 \times 10^8$  m/s, what is the absolute refractive index of flint glass?
13. For the same angle of incidence of 45 degrees, the refraction angle (in degrees) in three transparent media A, B, C are 25, 30 and 35 respectively. In which medium is the speed of light-
  - a) Minimum
  - b) Maximum
14. What do you mean by lateral displacement? List the factors on which lateral displacement depends?
15. A ray of light travelling in water emerges into air. Draw a neat figure to indicate the change in its path with the ray direction?

16. A student performs an experiment to trace the path of a ray of light through a rectangular glass slab. He measures the angles of incidence, refraction and emergence. The correct observation will be –
- Angle of incidence is larger than angle of refraction but nearly equal to the angle of emergence.
  - Angle of incidence is less than angle of refraction but nearly equal to the angle of emergence.
  - Angle of incidence is greater than angle of emergence but nearly equal to the angle of refraction.
  - Angle of incidence is less than angle of emergence but nearly equal to the angle of refraction.
17. What is meant by the statement “refractive index of diamond is 2.42”
18. A ray of light travelling in glass emerges into air. Draw a neat figure to indicate the change in its path with the ray direction?




CHAPTER- 10

LIGHT-Reflection and refraction

Assignment-10.3

1. Where a pin should be placed before a convex lens so that the image is formed at infinity?
2. The power of a lens used in reading glasses of a person is +1.5. Is the lens concave or convex?
3. A concave lens of focal length 20 cm forms an image 10 cm away from the lens. Use lens formula to find the position of the object with respect to the lens. Also draw ray diagram to illustrate the image formed in this case.
4. A 5 cm tall object is placed on the principal axis of a convex lens of focal length 50 cm at a distance of 40 cm from it. Use lens formula to find the nature and position of the image?
5. A convex lens of focal length 20 cm can produce a magnified as well as real image. Is this a correct statement? If yes, where shall the object be placed in each case for obtaining these images?
6. Sudha finds out that the sharp image of the window pane of her science laboratory is formed at a distance of 15 cm from the lens. She now tries to focus the building visible to her outside the window instead of the window pane without disturbing the lens. In which direction will she move the screen to obtain a sharp image of the building? What is the approximate focal length of this lens?
7. How are power and focal length of the lens related? You are provided with two lenses of focal length 20 cm and 40 cm respectively. Which lens will you use to obtain more convergent light?
8. Draw a neat ray diagram to show the formation of a real equal sized image by a convex lens?
9. Define-Refraction, Pole, centre of curvature, focal length, Power of a lens, angle of deviation, lateral displacement, Optical centre, Principal focus of a lens, Magnification.
10. An object placed on a metre scale at the 8cm marking, was focused clearly on a white screen placed at the 92cm marking, using a converging lens that is placed on the 50cm marking. Using this information answer the following -
  - a) Find the focal length of the lens

- b) Find the position of the image, if the object is shifted towards the lens to the 29 cm marking.
- c) State the nature of the image formed if the object is shifted further towards the lens?
11. Two lenses A and B have a power of +2.5D and - 1.5D respectively.
- Identify the nature of the **lens A** and draw a neat figure to show the **lens**.
  - What is the focal length of lens A?
  - What is the power of the combination of the two lenses?
12. State and define the S I unit of the power of a lens.  
Calculate the combination of the power of a convex lens of focal length 25 cm and a concave lens of focal length 10cms placed in contact.



CHAPTER- 10  
LIGHT-Reflection and refraction

Question bank

1. What are the characteristics of image formed by a plane mirror?
2. Where an object should be placed in front of a concave mirror so as to get unit magnification?
3. Define pole of a spherical mirror.
4. Name the type of spherical mirror used by a dentist to see the teeth of a patient clearly.
5. A beam of light parallel to the principal axis of a concave mirror converges to a point. What is the point called? Draw a diagram to illustrate it.
6. Draw a diagram to show the transmission of light when the angle of incidence at the surface of separation between two transparent media is zero degree.
7. What is lateral displacement?
8. Draw neat labelled diagram to show the formation of image by a concave mirror when an object is placed at a point
  1. Beyond centre of curvature
  2. At centre of curvature
  3. Between F and C
  4. At F
  5. Between F and P. Also write the characteristics of image formed in each case.
9. Draw neat labelled diagram to show the formation of image by a convex lens when an object is placed at a point
  1. Beyond  $2F$
  2. At  $2F$
  3. Between F and  $2F$
  4. At F
10. Write the sign conventions for a spherical lens.
11. Draw a neat labeled diagram to show lateral displacement when light is passed through a rectangular glass slab
12. An object of height 8.0 cm is placed at 50 cm in front of a concave mirror of focal length 30 cm. At what distance from the mirror should a screen be placed in order to obtain a sharp image? Also find the nature and size of image.
13. Write any two typical rays chosen to locate the image formed by a concave mirror.

14. Define real image and virtual image.
15. When an object is kept beyond the centre of curvature of a concave mirror, what is the nature of image formed?
16. An object is placed at a distance of 10cm from a convex lens of focal length 15 cm. Find the position size and nature of image formed.
17. What is lateral inversion?
18. Write any 4 uses of a plane mirror.
19. Define centre of curvature, radius of curvature, pole and principal axis of a spherical mirror.
20. Define principal focus of a
  - a. *Concave mirror*
  - b. *Convex mirror*
  - c. *Convex lens and*
  - d. *Concave lens*
21. What is the relation between the radius of curvature and focal length of a spherical mirror?
22. Write any 3 uses of a concave mirror.
23. With the help of ray diagram explain the uses of convex mirror.
24. Write mirror formula and explain the terms involved.
25. Define magnification of a mirror.
26. A rear view mirror used in a bus has a radius of curvature 3.5 m. If the driver of the bus locates a car at 10.0m behind the bus, find the position, nature and size of the image of the car.
27. What is the focal length of a plane mirror?
28. An object 4cm high is placed at a distance of 6 cm in front of a concave mirror of focal length 12 cm. Find the position, nature and size of the image formed.
29. How far an object should be placed from the pole of a concave mirror of focal length 20cm to form a real image whose size is  $\frac{1}{5}$  the size of the object.
30. What is diffused reflection?
31. State the laws of reflection
32. State the laws of refraction.

33. Why a convex mirror is used as the rear view mirror of a vehicle and not a plane mirror?
34. Define power of a lens. What is its unit? Define it.
35. A concave mirror is kept in water. Will there be any change in its focal length as compared to that in air?
36. What kind of a wave is light?
37. Define refractive index of a medium.
38. What is the minimum value of refractive index possible?
39. Light enters from air into glass plate which has a refractive index of 1.5. Calculate the speed of light in glass. (Given, speed of light in vacuum is  $3 \times 10^8 \text{ms}^{-1}$ )
40. A convex lens has a focal length of 40 cm. Calculate its power.
41. List the physical quantities which remain constant when light travels from one medium to another.



CHAPTER- 10

LIGHT-Reflection and refraction

M.C.Q.

- Q1. Rays from Sun converge at a point 15 cm in front of a concave mirror. Where should an object be placed so that size of its image is equal to the size of the object?
- 15 cm in front of the mirror
  - 30 cm in front of the mirror
  - Between 15 cm and 30 cm in front of the mirror
  - Between 15 cm and 30 cm in front of the mirror
- Q2. Which of the following can make a parallel beam of light when light from a point source is incident on it?
- Concave mirror as well as convex lens
  - Convex mirror as well as concave lens
  - Two plane mirrors placed at 90
  - Concave mirror as well as concave lens
- Q3. Two plane mirrors are facing each other. An object placed between them has N number of images. The value of N is
- 1
  - 2
  - 10
  - Infinity
- Q4. An object at a distance of 30 cm from a concave mirror gets its image at the same point. The focal length of the mirror is
- 30
  - +30
  - 15
  - +15
- Q5. Magnification produced by a rear view mirror fitted in vehicles
- Is less than one
  - Is more than one
  - Is equal to one
  - can be more than or less than one depending upon the position of the object in front of it.

## CHAPTER- 10

### LIGHT-Reflection and refraction

#### Fun Facts:

#### Light Waves

Light waves consist of oscillating transverse electric and magnetic fields. An electric field accelerates a charged particle and a magnetic field exerts a force on a moving charged particle when its velocity has a component perpendicular to the magnetic field. The light from the Sun and the light emitted by ordinary lamps is a mixture of waves with different wavelengths oscillating in all possible directions on a plane perpendicular to the direction of propagation (it is then unpolarized light). A real polarizer just lets the components parallel to its axis pass through and eliminates all other components. The polarizer thus produces linearly polarized light.

#### What makes a rainbow?

When sunlight is intercepted by a drop of water in the atmosphere, some of the light refracts into the drop, reflects from the drop's inner surface, and then refracts out of the drop. The first refraction separates the sunlight into its component colours, and the second refraction increases the separation. The result is a rainbow.



## EXPERIMENT NO-4

**AIM:** To determine the Focal length of a given concave mirror by obtaining the image of a distant object.

**APPRATUS:**

**THEORY:** From lab manual

**OBSERVATION**

1. Least count of meter scale :

S.NO.	Position of mirror (in cm)	Position of screen (in cm)	Distance between mirror and screen or focal length

**RESULT:** The focal length of the given concave mirror is \_\_\_\_\_.

**PRECAUTIONS:** From NCERT Lab manual

## EXPERIMENT NO-5

**AIM:** To determine the Focal length of a given convex lens by obtaining the image of a distant object.

**APPRATUS:**

**THEORY:** From lab manual

**OBSERVATION**

1. Least count of meter scale :

S.NO.	Position of lens (in cm)	Position of screen (in cm)	Distance between lens and screen or focal length

**RESULT:** The focal length of the given convex lens is \_\_\_\_\_.

**Precautions:** From NCERT Lab manual

THE CIVIL SERVICES SCHOOL

## EXPERIMENT NO-6

**AIM:** To trace the path of a ray of light passing through a rectangular glass slab for different angles of incidence. Measure the angle of incidence, angle of refraction, and angle of emergence and interpret the result.

**APPARATUS**

**THEORY;** From lab manual

**OBSERVATION**

1. Least count of protractor :

S no.	angle of incidence(i)	angle of refraction(r)	angle of emergence(e)

**Result:** The angle of incidence is found to be \_\_\_\_\_ to the angle of emergence, within experimental limit.

The angle of refraction is \_\_\_\_\_ than the angle of incidence.

**PRECAUTIONS:** From NCERT lab manual.



## EXPERIMENT NO-7

**AIM:** To trace the path of the rays of light through a glass prism.

**APPARATUS:**

**THEORY:** From lab manual

**OBSERVATION :**

1. Least count of protractor :

S.NO	Angle of incidence(i)	Angle of emergence(e)	Angle of prism(A)	Angle of deviation(D)	I+e	A+D

**RESULT:**

10. The path of the ray of light incident on one face of a glass prism is shown by the ray \_\_\_\_\_.

11. The value of angle of deviation for angle of incidence \_\_\_\_\_ is \_\_\_\_\_.

**PRECAUTIONS:** From NCERT lab manual.



EXPERIMENT NO-8

AIM: Image formation by a convex lens.

APPARATUS:

THEORY: From lab manual

OBSERVATION

1. Least count of meter scale :

S.No.	Position of object	Position of image	Size of image	Nature of image

RESULT: The image for various positions of object is as shown in the figure.

PRECAUTIONS: From NCERT lab manual.



DID YOU KNOW

Convex mirror forms a full length image of a tall building or a tall tree.

A small convex mirror fitted on the wall of Agra fort is used to see the full length image of Tajmahal.

Power of a convex lens is positive because its focal length is positive and that of a concave is negative as its focal length is negative.

THE CIVIL SERVICES SCHOOL

NOTES



NOTES



## CHAPTER 11 HUMAN EYE AND THE COLOURFUL WORLD

The human eye uses light and enables us to see objects around us. Our eye is the most important natural optical instrument. The important parts of the eye are:

- 1) Cornea: The front part of the eye is covered by a transparent spherical membrane called the Cornea. Light enters the eye through the Cornea. The space behind the Cornea is filled with a liquid called Aqueous Humour.
- 2) Iris: Just behind the Cornea is a dark coloured muscular diaphragm which has a small circular opening in the middle.
- 3) Pupil: Pupil is the small circular opening of Iris. The pupil appears black . . . No light is reflected from it. The Iris regulates the amount of light entering the eye by adjusting the size of the Pupil.

### How Iris regulates the amount of light entering the eye:

When the intensity of light is more or if it is a bright source of light then Iris makes the Pupil to contract and as a result the amount of light entering the eye decreases. When the intensity is less than the Iris dilates the Pupil so that more light can enter the eye.

- 4) Eye Lens: It is a convex lens. It is hard at the middle and gradually becomes soft towards the outer edges. The eye lens is held in position by ciliary muscles. The ciliary muscles help in changing the curvature and 'f' of the eye lens.
- 5) Retina: It is a semi transparent membrane which is light sensitive and is equivalent to the screen of a camera. The space between the Retina and eye lens is filled with another fluid called Vitreous Humour.

Working of an Eye: When we look towards an object, light from the object enters the Pupil of the eye. The eye lens converges these light rays to form a real, inverted and diminished image on the Retina. The Retina of the eye contains cells convert light energy into electrical signals. The signals are sent to the brain by the optic nerves. The brain finally interprets the signal and hence we see an image which is erect and of the same size as the object.

Power of accommodation: The ability of the eye to focus both near and far objects by adjusting its focal length is known as power of accommodation.

For far objects  $u = \infty$   $v = 25$

$$\frac{1}{f} = \frac{1}{v} - \frac{1}{u} = \frac{1}{25} + \frac{1}{\infty} = \frac{1}{25} = f = \frac{25}{10}$$

$$P = \frac{1}{f} = 100 \times \frac{10}{25} = 40D$$

For near objects  $u = -25 \text{ cm}$   $v = 2.5 \text{ cm}$

$$\frac{1}{f} = \frac{1}{v} - \frac{1}{u} = \frac{1}{2.5} + \frac{1}{25} = \frac{11}{25}$$

$$P = \frac{1}{f} = \frac{11}{25} \times 100 = 44\text{D}$$

$$\text{Variation in power} = 44 - 40 = 4\text{D}$$

### Accommodation of the Eye:

The process by which the ciliary muscles change the focal length of an eye lens to focus distant or near objects clearly on the Retina is called accommodation of the eye.

Near Point: Near point of least distance of distinct vision is the point nearest to the eye at which an object is visible distinctly. For normal eye it is about 25 cm.

Far Point: Far point of the eye is the maximum distance upto which the normal eye can see things clear. It is infinity for a normal eye.

Range of Vision: The distance between the near point and the far point is called the range of vision.

### Defects of Vision:

Due to advancing age or many other biological changes in human body, ciliary muscles become inactive. The person can't see near or far objects clearly. The vision becomes blurred due to refractive defects. Such eye is called defective eye. Some defects of vision are:-

#### 1. Hypermetropia or long sightedness:

It is an eye defect in which distant vision is clear while near vision is blurred.

A person with hypermetropia can see distant objects clearly but cannot see nearby objects distinctly. The near point of the hypermetropic persons is farther away from the normal near point (i.e. 25 cm). This is due to the light rays entering the eye converge behind the retina.

Causes of hypermetropia:

1. The 'f' of the eye lens is too long.
2. The eyeball has become too small.

Correction:

It is due to the decreased converging power of the lens. It can be rectified by using a convex lens of appropriate power.

2. Myopia or near sightedness:

A person with myopia can see nearby objects clearly but cannot see far objects distinctly.

The far point of the myopic person is nearer than  $\infty$ . This is the light rays entering the eye converge in front of the Retina.

Causes of Myopia

1. Excessive curvature of the eye lens.
2. Elongation of the eye ball.

Correction:

It is due to increase in converging power of the eye lens. It can be rectified by using suitable concave lens.

Presbyopia:

When the near point of a person recedes with age the person is unable to see nearby objects clearly. The defect of the eye is called Presbyopia.

Causes:

1. Weakening of the ciliary muscles.
2. Diminishing flexibility of the eye lens.

Correction:

For hypermetropia of old age. The corrective lens is convex lens.

For a person who suffers from both myopia and hypermetropia, corrective lenses are bi focal lenses. Bi focal lenses consist of both concave and convex lenses. The upper portion consists of a concave lens. It facilitates distant vision. The lower part is a convex lens. It facilitates near vision.

**Astigmatism:** This occurs when the cornea is not spherical in shape e.g. the cornea could have a large curvature in the vertical plane than in the horizontal plane or vice versa. Astigmatism results in lines in one direction being well focussed while those in a perpendicular direction may appear distorted. It can be corrected by using a cylindrical lens of desired R (radius of curvature). This defect can occur along with myopia or hypermetropia

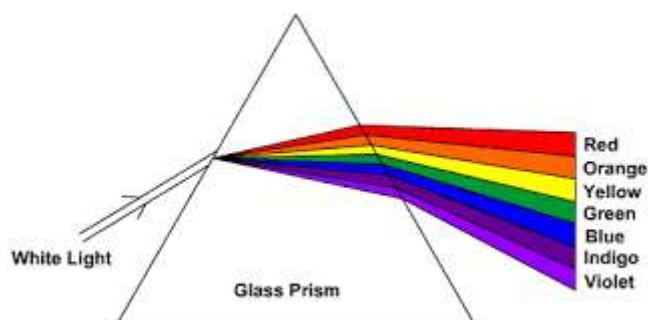
1. The far point of a myopic person is 80 cm in front of the eye. What is the nature and the power of lens required to enable him to see very distant objects clearly?
2. The near point of hypermetropic eye is 1m. What is the power of lens required to correct this defect? Assume that the near point of normal eye is 25 cm.
3. A boy uses spectacles of focal length - 60 cm. Name the defect of vision he is suffering from. Which lens is used for the correction of this defect?  
A person with myopic eye cannot see object beyond 1.2 m distinctly. What should be type of corrective lens used to restore proper vision?

### Refraction of Light Through a Prism:

Prism is a transparent optical element which refracts light. An optical object to be defined as prism must have at least two faces with an angle between them. Triangular prism is the most common type of prism. It has a triangular base and rectangular sides.

When a ray of light enters the prism, it bends towards the normal; because light is entering from a rarer medium to a denser medium. Similarly, when the light emerges from the prism, it follows the laws of refraction of light. Due to the angle of the prism and due to different wavelengths of different components of white light; the emergent ray gets segregated into different colours. Finally, a colourful band of seven colours is obtained. This phenomenon is called dispersion of white light by the prism.

When a ray of light enters the prism, it bends towards the normal; because light is entering from a rarer medium to a denser medium. Similarly, when the light emerges from the prism, it follows the laws of refraction of light. Due to the angle of the prism and due to different wavelengths of different components of white light; the emergent ray gets segregated into different colours. Finally, a colourful band of seven colours is obtained. This phenomenon is called dispersion of white light by the prism.



**Formation of Rainbow:** Raindrops work like a prism. When white light enters a raindrop, it experiences refraction and total internal refraction inside the raindrop. The emergent light experiences dispersion of light. As a result, rainbow is formed against the backdrop of sky.

### *Atmospheric Refraction*

When light enters from one medium to another, there is a deviation in its path. This phenomenon is called refraction of light. Atmosphere is composed of layers of various optical densities. Because of this, light rays passing through various layers of atmosphere; get deviated. Many interesting phenomenon can be observed because of atmospheric refraction. Some of them are given here.

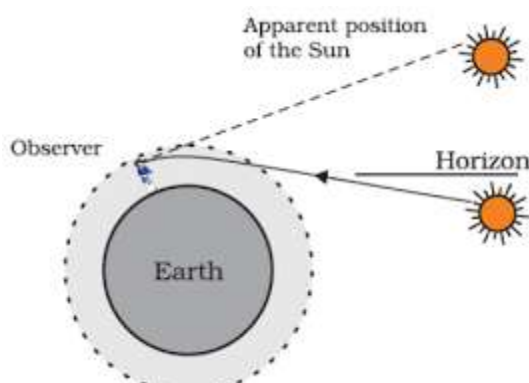
#### Twinkling of stars

The twinkling of a star is due to atmospheric refraction of starlight. The starlight, on entering the earth's atmosphere, undergoes refraction continuously before it reaches the earth. The atmospheric refraction occurs in a medium of gradually changing refractive index. Since the atmosphere bends starlight towards the normal, the apparent position of the star is slightly different from its actual position. The star appears slightly higher (above) than its actual position when viewed near the horizon. Further, this apparent position of the star is not stationary, but keeps on changing slightly, since the physical conditions of the earth's atmosphere are not stationary. Since the stars are very distant, they approximate point-sized sources of light. As the path of rays of light coming from the star goes on varying slightly, the apparent position of the star fluctuates and the amount of starlight entering the eye flickers, i.e. the star sometimes appears brighter, and at some other time, fainter, which gives the twinkling effect.

#### Advance sunrise and delayed sunset

The Sun is visible to us about 2 minutes before the actual sunrise, and about 2 minutes after the actual sunset because of atmospheric refraction. By actual sunrise, we mean the actual crossing of the horizon by the Sun. The time difference between actual sunset and the apparent sunset is about 2 minutes. The apparent flattening of the Sun's disc at sunrise and sunset is also due to the same phenomenon.

#### DIAGRAM

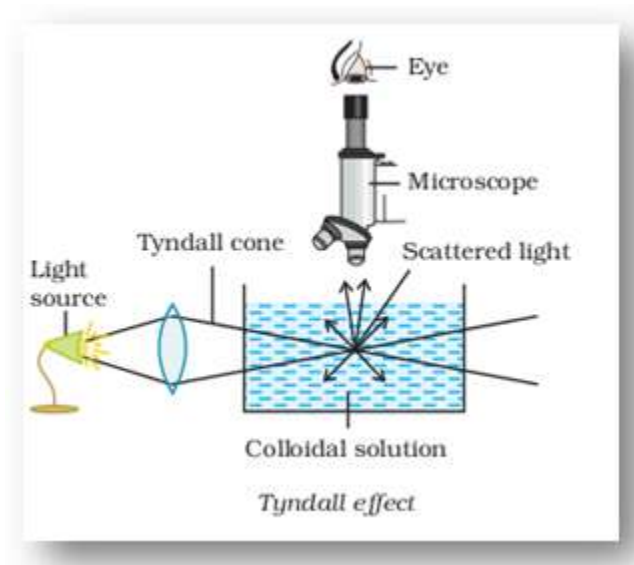


### Scattering Of Light

When light hits a particle, it scatters in different directions. Refraction happens because of non-uniformities of particles of a medium. Many interesting phenomenon can be observed because of scattering of light. Some of them are given here.

#### Tyndall Effect

The optical effect because of scattering of light from the particles of colloid or suspension is called Tyndall Effect. For Tyndall effect to be possible, the size of particles should be less than or equal to the wavelength of the visible spectrum. So, the size of particles should be between 40 and 900 nanometer. Tyndall effect is responsible for many natural phenomena. The white beam of light which appears to come through the ventilation or through a slit in the door is because of Tyndall Effect and the dust particles in the air cause the scattering of light in this case. The white beam appears because scattering of light makes the dust particles visible in the light.



Why is the colour of the clear Sky Blue?

We know that the wavelength of red colour is more than that of blue colour. The size of particles in air is smaller than the wavelength of visible light. Hence, these particles scatter the light of shorter wavelength more effectively than light of longer wavelength. The blue end of the visible spectrum has shorter wavelength than the red end. Due to this, blue colour is scattered more strongly in the atmosphere; compared to the red colour. This is the reason sky appears blue. Since red colour is scattered the least hence it is used in traffic lights for showing the danger signal.

**White colour of clouds** Clouds are seen due to scattering of light from lower parts of earth's atmosphere containing large particles of dust, water, etc. So all the colours are scattered equally and the clouds appear white.

### What would happen in absence of atmosphere?

If the earth has no atmosphere, the atmospheric refraction would not take place and we would see the actual sunrise and sunset. The day would have been shorter by 4 minutes. Also, there would not have been any scattering and the sky would have looked dark.

**Danger signals are red in colour** Danger signals are red in colour because the red colour is scattered least by smoke and fog and so can be seen from a longer distance due to its longer wavelength.

**Sun appears red at sunrise and at sunset** Light from the sun near the horizon has to travel the larger distance through thicker layers of atmosphere. Due to this, most of the blue colour present in the sunlight has been scattered out and most of the red colour reaches our eye.

**Stars appear to be twinkle while planets do not.** The continuously changing atmosphere causes variations in the light coming from point sized star due to refraction. So the stars appear to be twinkle. The atmospheric refraction cannot cause variations in the light coming from big sized planets and they do not twinkle.

**Glass prism forms spectrum while glass slab does not** A glass slab can be assumed as the combination of two prisms. The first prism decomposes the white light into seven colours and the second prism (placed inverted) recomposes the seven colours into white light. It takes some time to see the image clearly when enter into dim room.




**CHAPTER 11**  
**HUMAN EYE AND THE COLOURFUL WORLD**  
**Assignment 11.1**

1. What do you mean by accommodation of human eye?
2. Draw a neat labelled diagram of human eye and explain the function of each part.
3. What is Myopia? How is it caused? How can it be corrected? Explain with the help of a diagram.
4. What is hypermetropia? How is it caused? How can it be corrected? Explain with the help of a diagram.
5. What is presbiopia? How is it caused? How can it be corrected?
6. What is dispersion?
7. Draw a neat diagram to show the dispersion of light when passed through a glass prism.
8. How is rainbow formed?
9. If you see a rainbow in the morning, in which direction of the sky will you see it?
10. What is scattering?
11. Explain the blue colour of sky?
12. Why clouds are white?
13. Write the constituent colours of white light in order of increasing wavelength.
14. When you enter a dark room from sunlight, you cannot see things for a while and after sometime you start seeing things. Explain this observation.
15. Why do stars twinkle?
16. Define near point and least distance of distinct vision. What is its value for a normal human eye?
17. Define far point. What is its value for a normal human eye?
18. Draw a neat labelled diagram showing the refraction of light through a glass prism.
19. The sun is seen a few minutes before actual sunrise and after actual sun set. Explain why?
20. The sky appears black when viewed from the surface of moon. Explain why?

**CHAPTER 11**  
**HUMAN EYE AND THE COLOURFUL WORLD**  
**Assignment 11.2**

Complete the following table-

Part of the human eye	Description and Functions
Cornea	It is the front transparent membrane of the eye. It permits light into the eye and causes maximum refraction of the light rays.
Iris	
Pupil	
Eye lens	
Ciliary muscles	
Retina	

Define following:

Far point-

Near Point -

Least distance of distinct vision-

Persistence of vision-

Cataract

What is meant by Power of Accommodation? What is its value for a normal eye? Prove the same with calculations?

A person is unable to see objects closer than 1m from the eye clearly? Identify the defect of the eye? What is the nature and the Power of the lens required to correct this defect?

The far point of a Myopic eye is 80cm. What is the nature and Power of the lens needed for correction?



**CHAPTER 11**  
**HUMAN EYE AND THE COLOURFUL WORLD**  
**QUESTION -BANK**

1. What do you mean by accommodation of human eye?
2. Define power of accommodation of human eye and Calculate its value for a normal human eye.
3. Draw a neat labelled diagram of human eye and explain the function of each part.
4. What is Myopia? How is it caused? How can it be corrected? Explain with the help of a diagram.
5. What is hypermetropia? How is it caused? How can it be corrected? Explain with the help of a diagram.
6. What is presbiopia? How is it caused? How can it be corrected?
7. What is astigmatism? How can it be corrected?
8. What is dispersion?
9. Draw a neat diagram to show the dispersion of light when passed through a glass prism.
10. How is rainbow formed?
11. If you see a rainbow in the morning, in which direction of the sky will you see it?
12. What is scattering?
13. Explain the blue colour of sky?
14. Why clouds are white?
15. A red coloured piece of glass appears white when it is ground. Explain why?
16. What is Tyndal effect?
17. Write the constituent colours of white light in order of increasing wavelength.
18. When you enter a dark room from sunlight, you cannot see things for a while and after sometime you start seeing things. Explain this observation.
19. Why do stars twinkle?
20. Define near point and least distance of distinct vision. What is its value for a normal human eye?
21. Define far point. What is its value for a normal human eye?
22. Draw a neat labelled diagram showing the refraction of light through a glass prism.
23. The sun is seen a few minutes before actual sunrise and after actual sun set. Explain why?

24. The sky appears black when viewed from the surface of moon. Explain why?
25. What is Tyndall effect? Give three examples from day to day observations where the Tyndall effect is seen?
26. What is persistence of vision? How does it help us in seeing motion pictures?
27. What are primary colors?
28. Why planets do not twinkle?
29. What is total internal reflection?
30. What is cataract? How is it corrected?



**CHAPTER 11**  
**HUMAN EYE AND THE COLOURFUL WORLD**  
**H.O.T.S.**

1. What is the least distance of distinct vision of a normal human eye?
2. Name the muscle responsible for bringing change in the focal length of the eye lens?
3. Name one defect of vision which cannot be corrected by any type of spectacle lenses?
4. State one effect produced by the scattering of light by the atmosphere?
5. What is the nature of image formed on the retina of the eye?
6. What type of lens is used for correcting hypermetropia?
7. Who was the first person to obtain the spectrum of sunlight?
8. What is the function of optic nerve in human eye?
9. What is range of vision?
10. Why do different colours deviate through different angles on passing through a prism?
11. As light rays pass from air into glass prism, are they refracted towards or away from the normal?
12. Which color has largest wavelength?
13. Which defect of vision can be rectified using a concave lens?
14. What phenomenon causes twinkling of star on a clear night?
15. What is meant by scattering of light?
16. Why does the sky appear black instead of blue to an astronaut?
17. What is the basic cause of atmospheric refraction?
18. Why does clear sky look blue?
19. Can visible light be scattered by atoms/molecules in earth's atmosphere?

CHAPTER 11  
HUMAN EYE AND THE COLOURFUL WORLD  
M.C.Q.

1. In human eye following acts as a screen.
  - a. 1. cornea
  - b. 2. iris
  - c. 3. pupil
  - d. 4. retina
2. Least distance of distinct vision for a normal eye of an adult is-
  - a. 1. 25m
  - b. 2. 25cm
  - c. 3. 25mm
  - d. 4. none of these
3. The human eye is able to form images of objects at different positions. This is due to -
  - a. 1. astigmatism
  - b. 2. accommodation
  - c. 3. presbyopia
  - d. 4. all of these
4. A Myopic eye can be corrected using-
  1. bifocal lens
  2. convex lens
  3. cylindrical lens
  4. concave lens
5. The focal length of an eye lens can be controlled by the -
  - a. 1. cornea
  - b. 2. iris
  - c. 3. optic nerves
  - d. 4. ciliary muscles
6. If white light falls on a prism, the most deviated colour will be-
  - a. 1. red
  - b. 2. orange
  - c. 3. violet
  - d. 4. blue

CHAPTER 11  
HUMAN EYE AND THE COLOURFUL WORLD  
FUN-FACTS

A COLOURFUL SHINING WORLD

Have you ever thought what it would be like to live in a world without light and colour? Free yourself for a moment from your experience, forget all that you've learned and start using your imagination. Try to visualise your body, the people around you, the seas, the sky, trees, flowers, in short everything in black. Imagine that there is no light and colour around you. Try to think how you would feel if people, cats, dogs, birds, butterflies, and fruits had no colour at all. You would never want to live in such a world, would you?



Most people may never have thought about what a shining and colourful world they are living in or wondered how such a diversity of colour has come to exist on earth. They may never have given a thought to how a world without light and colour would be. This is because everyone who sees was born into a world full of light and colour. However, a model of a black and white, colourless world is not impossible. On the contrary, the really amazing thing is our living in a bright, colourful world.

A colourless world would normally be thought of as having only black, white and shades of grey. However, black, white and shades of grey are also colours. In this respect, it is difficult to imagine colourlessness. To describe colourlessness, one always feels the need to mention a colour. With statements such as "it was colourless, completely dark", "there was no colour in her face; it was completely white" people try to describe colourlessness. In fact, these are not the descriptions of colourlessness, but of a world of black and white.

Try, just for a second, to imagine that all of a sudden, everything loses its colour. In such a situation, everything would mix with everything else and it would become impossible to distinguish one object from another. It would become impossible to see, for example, an orange, red strawberries or colourful flowers on a brown wooden table, for neither would the colour of the orange be orange, nor that of the table brown, nor that of the strawberries red. For a person, it would be quite annoying to live, even for a short time, in such a colourless world, which is even difficult to describe.

Light and colour have a crucial role in man's communication with the outside world, in the proper functioning of his memory, and in his brain's fulfilment of its learning functions. This is because humans can develop appropriate connections between events and places, people and objects only through their external appearances and colours. Neither hearing nor touch alone suffice to define objects. For humans, the external world only means something when it is seen as a whole with its colours.

We always see a world full of color



When the pictures above and on the right are compared, it will be better understood how nice it is to see a world full color. Colors are one of the greatest blessings that Allah has bestowed upon people in the world.

With thanks from [www.miracleoflightandcolour.com](http://www.miracleoflightandcolour.com)



DID YOU KNOW

Human eye is just like  
a camera

Power of  
accommodation of a  
normal eye is about  
4D

Presbyopia is a natural  
part of aging process. It  
is not a disease and  
cannot be prevented

Atom or particle  
scattering light is  
known as scatterer.

SANSKRITI  
THE CIVIL SERVICES SCHOOL

NOTES



NOTES



CHAPTER- 14

SOURCES OF ENERGY

Assignment-14.1

1. In a box type solar cooker a thick glass sheet is used to
  - d) Absorb radiation from sun
  - e) Produce green house effect
  - f) Reflect the radiations from the sun
  - g) None of these
2. Name four different forms of energy that can be traced back to the sun?
3. Draw a labeled diagram of a box type solar cooker and explain the need of using
  - a) Mirror
  - b) Black painted surfaces
  - c) Glass cover
4. What are the environmental consequences of the increasing energy demands? Suggest 3 significant measures to reduce energy consumption?
5. What is the basic cause for winds to blow? Name the part of our country where wind energy is commercially harnessed? Write 2 limitations of hydel energy? Which of the two-wind or hydel energy is a more reliable and consistent energy source?
6. Can we replace the glass sheet of a solar cooker with a plane mirror? How will it affect the efficiency of the solar cooker?
7. List advantages and limitations of solar cell.
8. Write two different ways of harnessing energy from ocean.

CHAPTER- 14

SOURCES OF ENERGY

QUESTION-BANK

- 1) Which component of sunlight facilitates drying of wheat after harvesting?
- 2) Which part of solar radiation stimulates the formation of vitamin D in our bodies?
- 3) Name two semiconductor materials or elements used in fabricating solar cells.
- 4) Name any one element used in making solar cells. On what property of the element is this use based?
- 5) Name the largest component of biogas.
- 6) How is slurry left over after generation of biogas in biogas plant used?
- 7) What is greenhouse effect?
- 8) What is bagasse? What is its use?
- 9) Name the gas that is added to LPG to detect its leakage.
- 10) How is biogas produced?
- 11) Which hydrocarbon has the highest calorific value?
- 12) What is wind energy farm?
- 13) What is geothermal energy?
- 14) What is visible light? What is its approximate wavelength range?
- 15) "Electricity generated by the water stored in a dam can be considered to be another form of solar energy." Explain describing the series of energy transformations in sequence taking place during the process.
- 16) Explain how harmful components of sunlight are prevented from reaching the earth's surface?
- 17) State two disadvantages of using hydrogen gas as a fuel.
- 18) Mention any two ways by which water can be used to produce hydroelectricity.
- 19) Electricity generated with a windmill is another form of solar energy. Explain.
- 20) People living on hills often get sunburns on their skin. Which component of sunlight is responsible for this effect? Why is this effect generally not observed near sea level?
- 21) In which form is solar energy stored in oceans? Mention any two forms that could be harnessed to obtain energy in usable form.
- 22) For producing electricity, the energy from flowing water is preferred to energy obtained by burning coke. State two reasons for it.

- 23) What do you mean by the destructive distillation of wood? What are the substances obtained during the process?
- 24) State one important advantage and one important limitation of water energy.
- 25) Draw the diagram of the floating gas holder type biogas plant and mark on it the gas outlet.
- 26) Name the three forms in which energy from oceans is made available for use. What are OTEC power plants? How do they operate?
- 27) Write two advantages of using geothermal technologies for power generation purposes. Name atleast two places where geothermal energy can be used for commercial purposes.
- 28) Why is biogas considered superior to animal dung as a fuel? Draw a neat labelled diagram of a biogas plant.
- 29) Name a possible fuel of the future that is being produced by the fermentation of sugars. To what use is a mixture of this fuel and petrol being put in some countries? Why is this fuel not being used as a commercial fuel at present?
- 30) Name some forms of biomass that are suitable for making biogas. Give two advantages of using biowastes to produce biogas.
- 31) Draw a labelled diagram of solar cooker. What purposes are served by the blackened surface, glass cover plate and the mirror in a solar cooker? What would happen if the plane glass mirror of a solar cooker is replaced by a concave glass mirror?
- 32) Describe the construction of a box - type solar cooker and show it with the help of a diagram. How is the rise in temperature obtained in this set up? Mention two advantages and two limitations of a solar cooker..
- 33) What is the basic cause for winds to blow? Name a part of India where wind energy is commercially harnessed. Compare wind power and power of water flow in respect of generating mechanical and electrical energies. What is the hindrance in developing them?

## CHAPTER- 14 SOURCES OF ENERGY

### NOTES

1. A good source of energy is one that is able to provide large amount of work per unit volume or mass, be easily accessible at economical rate and can be easily stored and transported.
2. Conventional sources of energy: Fossil fuels, coal, petroleum, natural gas (thermal power plants), energy of flowing water (hydrowater plants), biomass, cow-dung, plants and vegetable wastes (bio-gas plants), wind energy (windmill).
3. Fossil fuels: Any naturally occurring organic fuel formed in the Earth's crust, such as petroleum, coal and natural gas are called fossil fuels.
4. Alternate or non-conventional sources of energy: Solar energy-energy derived from sun, Nuclear energy-fission of radioactive substances, Geo-thermal energy-energy derived from hot spots under the earth, Ocean energy-ocean thermal energy, wave energy.
5. Non-renewal sources of energy: Fossil fuels like coal, petroleum and natural gas non-renewable.
6. Thermal power plants: Thermal power plants should be preferably located near coal or oil fields. It is easier to transport electricity than the fuel.
7. Hydropower plants: Convenient location to build dams. Potential energy of falling water is converted into electricity.
8. Biomass: The plant and animal products, which act as the source of fuel is said to be biomass.
9. Biogas: Cow-dung, various plants materials like the residue after harvesting the crops, vegetable waste and sewage decomposed in the absence of oxygen to give biogas (or Gobar gas).
10. Biogas plants: Anaerobic micro-organisms (in the absence of oxygen) decompose complex compounds of cow-dung slurry or biomass-water mix produce biogas (60-80% methane).
11. Tidal energy: The gravitational pull of the moon on the rotating earth causes rise and fall in the level of water in the sea. The sea-level changes during the day. This phenomenon is called high and low tides and difference in sea levels gives us tidal energy. Tidal energy is harnessed by constructing a dam across narrow opening to the sea. A turbine fixed at the opening of the dam converts tidal energy to electricity.

12. Windmill: The power of wind ( $>15\text{km/h}$ ) gives rotatory motion of the windmill which is used to turn the turbine of the electric generator. The output of a single windmill is quite small and so a number of windmills are to be erected over a large area.
13. Nuclear reactor is a device in which a fission reaction is carried out in a controlled manner. The energy so released is used to heat water which then turns turbines and generates electricity. (Note: Fission of heavy radioactive isotopes gives tremendous amount of energy.)
14. Environment consequences: Sources of energy as are available produce lot of pollution in the atmosphere or cause environmental damage in other ways.
15. Quality of fuel is measured by its calorific value (heat regenerated by burning unit mass of a substance)
16. Solar energy: 47% of the sun's energy reaching the periphery of the earth's atmosphere reaches the earth's surface. One  $\text{m}^2$  of earth's surface receives  $1.4\text{kJ}/\text{m}^2\text{s}$ . This is called solar constant. This energy is trapped by various means such as solar cookers, solar heaters and solar cells. A typical solar cell (using high quality silicon or silver) develops a voltage of  $0.5\text{-}1\text{V}$  and can produce  $0.7\text{W}$  of electricity. So a panel of solar cells is used.



## CHAPTER- 14

### SOURCES OF ENERGY

#### FUN - FACTS

An oil spill is an unintentional release of crude oil or refined oil products into the environment. Oil spill is a form of pollution. The term often refers to marine oil spills, where oil is released into the ocean or coastal waters.

Main causes of oil spills are deliberate sabotages (wars) and oil drilling accidents. Major oil spill can also occur when transporting oil with huge tankers or tank-trucks. Minor causes of oil spills are boat fuel spills, road motor oil leakage and deliberate dumping of motor oil or other oil products into the environment. Not all spills are consequences of human activity: oil spills can also be caused by tectonic events causing oil escape, especially in the ocean.

Oil spills can be categorized into two main categories: spills on land and spills on sea. Both can result in multiple types of pollution: water pollution, soil pollution and air pollution. A common thing for all mentioned types of pollution is huge impact on living organisms in surrounding area.

Land oil spills are mainly localized events and pollution usually happens only near the spill site. Main long-term pollution effect from land oil spills is soil pollution which can also lead to underground water contamination. Land oil spill can extend if the spill is located near surface or underground water flows and consequential pollution is in this case much harder to control.



Class-X  
Science-086  
SAMPLE QUESTION PAPER-19

TIME: 3 Hrs.

M.M.:80

**General Instructions:**

- (i) The question paper comprises of five sections – A, B, C, D and E. You are to attempt all the sections.
- (ii) All questions are compulsory.
- (iii) Internal choice is given in sections B, C, D and E.
- (iv) Question numbers 1 and 2 in Section-A are one mark questions. They are to be answered in one word or in one sentence.
- (v) Question numbers 3 to 5 in Section- B are two marks questions. These are to be answered in about 30 words each.
- (vi) Question numbers 6 to 15 in Section-C are three marks questions. These are to be answered in about 50 words each.
- (vii) Question numbers 16 to 21 in Section-D are 5 marks questions. These are to be answered in about 70 words each.
- (viii) Question numbers 22 to 27 in Section- E are based on practical skills. Each question is a two marks question. These are to be answered in brief.

**SECTION A**

- 1. Name a common nutrient that is absorbed in the small intestine and reabsorbed by the kidney tubules. 1
- 2. The presence of a particular group of bacteria in water bodies indicates contamination. Identify the group. 1

**SECTION B**

- 3. How is Magnesium Chloride formed by the transfer of electrons? Why does the solution of Magnesium chloride conduct electricity? 2
- 4. In a flowering plant, summarize the events that take place after fertilization. 2
- 5. A ray of light enters into benzene from air. If the refractive index of benzene is 1.50, by what percent does the speed of light reduce on entering the benzene? 2

**OR**

For the same angle of incidence in media A,B and C, the angles of refraction are  $20^\circ$ ,  $30^\circ$  and  $40^\circ$  respectively. In which medium will the velocity of light be maximum? Give reason in support of your answer.

SECTION C

6. What happens when aqueous solutions of Sodium sulphate and Barium chloride are mixed? Give a balanced equation for the reaction with state symbols. Name and define the type of chemical reaction involved in the above change. 3

7. Identify the compound of calcium which is used for plastering of fractured bones. With the help of chemical equation show how is it prepared and what special precautions should be taken during the preparation of this compound. 3

OR

'Sweet tooth may lead to tooth decay'. Explain why? What is the role of tooth paste in preventing cavities?

8. The electronic configuration of an element 'X' is 2,8,6. To which group and period of the modern periodic table does 'X' belong. State its valency and justify your answer in each case. 3

9. Pertaining to endocrine system, what will you interpret if- 3

- i) You observe swollen neck in people living in the hills
- ii) Over secretion of Growth Hormone takes place during childhood
- iii) Facial hair develops in boys aged 13.

10. A variegated leaf with green and yellow patches is used for an experiment to prove that chlorophyll is required for photosynthesis. Before the experiment the green portions (A), and the pale yellow portions (B), are observed. What will be the colour of 'A' just before and after the starch test? Also write the equation of photosynthesis and mark, as well as validate from which molecule the by-product is obtained. 3

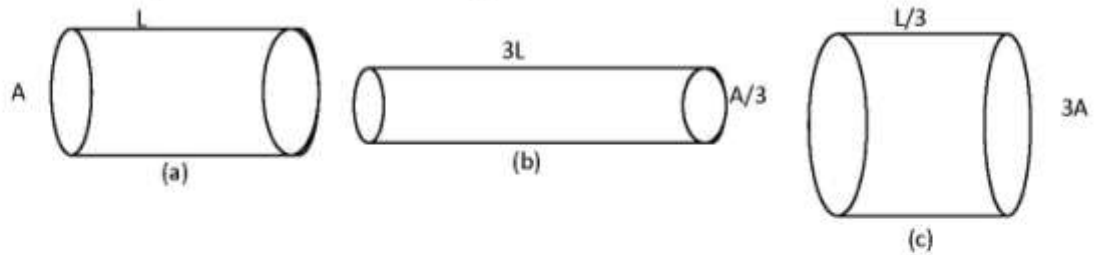
11. The image of an object formed by a mirror is real, inverted and is of magnification -1. If the image is at the distance of 30 cm from the mirror, where is the object placed? Find the position of the image if the object is now moved 20 cm towards the mirror. What is the nature of the image obtained? Justify your answer with the help of ray diagram. 3

OR

What is meant by power of a lens? You have three lenses  $L_1$ ,  $L_2$  and  $L_3$  of powers +10D, +5D and -10D respectively. State the nature and focal length of each lens. Explain which of the three lenses will form a virtual and magnified image of an object placed at 15 cm from the lens. Draw the ray diagram in support of your answer.

12. Two lamps, one rated 100 W at 220 V and the other 200 W at 220V are connected (i) in series and (ii) in parallel to electric main supply of 220V. Find the current drawn in each case. 3

13. The figure below shows three cylindrical copper conductors along with their face areas and lengths. Compare the resistance and the resistivity of the three conductors. Justify your answer. 3



14. What is biogas? Describe the steps involved in obtaining biogas. 3

15. How is ozone both beneficial and damaging? How can we prevent the damaging effect of ozone? 3

OR

The flow of energy between various components of the environment has been extensively studied. Give an outline of the findings.

#### SECTION D

16. a) How will you show experimentally that metals are good conductors of heat. 5

b) Describe the extraction of Mercury metal from its ore Cinnabar ( $HgS$ ).

17. A compound A ( $C_2H_4O_2$ ) reacts with Na metal to form a compound 'B' and evolves a gas which burns with a pop sound. Compound 'A' on treatment with an alcohol 'C' in presence of an acid forms a Sweet smelling compound 'D' ( $C_4H_8O_2$ ). On addition of NaOH to 'D' gives back B and C. Identify A, B, C and D write the reactions involved. 5

OR

a) Explain why carbon forms covalent bond? Give two reasons for carbon forming a large number of compounds.

b) Explain the formation of ammonia molecule.

18. a) Draw the diagram of female reproductive system and match and mark the part(s): 5

- i) Where block is created surgically to prevent fertilization.
- ii) Where CuT is inserted?
- iii) Inside which condom can be placed.

b) Why do more and more people prefer to use condoms? What is the principle behind use of condoms?

19. Name the phenomenon that governs the following: - 5

- i) Green beetles living in green bushes are not eaten by the crows.
- ii) Number of blue beetles in green bushes increases, only because the red beetles living there were trampled by a herd of elephants.

- iii) No 'medium height plants' are obtained in F1 generation, upon crossing pure tall and dwarf pea plants.
- iv) Tails of mice were surgically removed for several generations; still mice had tails in the following generations.
- v) A migrant beetle reproduces with the local population; as a result genes of migrant beetle enter the new population.

OR

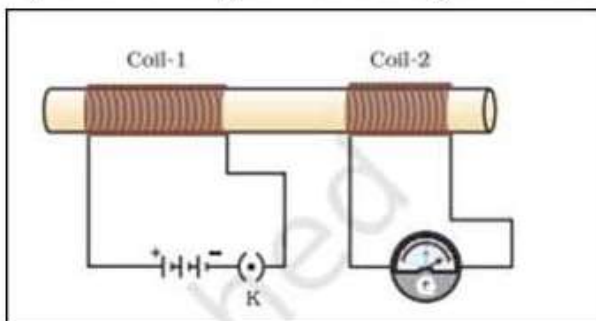
- a) What are fossils and how is age of fossils determined?
- b) During artificial selection, which features of wild cabbage were selected to give rise to i) Cabbage ii) Cauliflower

20. (a) What is meant by the term 'power of accommodation'? Name the component of eye that is responsible for the power of accommodation. 5

(b) A student sitting at the back bench in a class has difficulty in reading. What could be his defect of vision? Draw ray diagrams to illustrate the image formation of the blackboard when he is seated at the (i) back seat (ii) front seat. State two possible causes of this defect. Explain the method of correcting this defect with the help of a ray diagram.

21. (i) With the help of an activity, explain the method of inducing electric current in a coil with a moving magnet. State the rule used to find the direction of electric current thus generated in the coil. 5

(ii) Two circular coils-1 and coil-2 are kept close to each other as shown in the diagram. Coil-1 is connected to a battery and key and coil-2 with a galvanometer. State your observation in the galvanometer:



- (a) When key k closed ; (b) when key k is opened;  
Give reason for your observations.

OR

Name a device which converts mechanical energy into electrical energy. Explain the underlying principle and working of this device with the help of a labelled diagram.

SECTION E

22. When few drops of phenolphthalein are added to a dilute solution of sodium hydroxide a pink colour is produced. What will be the colour of the final mixture when excess of HCl is added to it? (justify your answer) 2

OR

Arrange the metals iron, magnesium, zinc and copper in the increasing order of their reactivity.

What will be the two observations made by the student when iron filings are added to copper sulphate solution? 2

23. from an experiment to study the properties of acetic acid. Answer the following questions: 2

a) Name the substances which on addition to acetic acid produce carbon dioxide gas. Give relevant chemical equation for the above?

b) How is CO<sub>2</sub> gas tested in the laboratory?

24. When observed under high power of the microscope, 'chain of buds' is visible in the microscopic view. In which organism can it be observed? Explain the process.


OR

In the experimental set up on 'CO<sub>2</sub> is released during respiration,' if one forgets to keep the vial with KOH in the conical flask, how will the result vary? Give details. 2

25. You soak seeds of bean and observe them after 2-3 days. What will be your observations? 2

26. The current flowing through a resistor connected in an electrical circuit and the potential difference developed across its ends are shown in the given ammeter and voltmeter. Find the least count of the voltmeter and ammeter. What is the voltage and the current across the given resistor? 2

27. Consider the path of a ray of light passing through a rectangular glass slab for different angles of incidence. (i) Which one is greater: angle of incidence or angle of refraction? (ii) What happens to the emergent angle on increasing the incident angle at air-glass interface? (iii) State the conditions when no refraction occurs. 2



OR

Sunita takes a mirror which is depressed at the centre and mounts it on a mirror stand. An erect and enlarged image of her face is formed. She places the mirror on a stand along a meter scale at 15 cm mark. In front of this mirror, she mounts a white screen and moves it back and forth along the meter scale till a sharp, well-defined inverted image of a distant tree is formed on the screen at 35 cm mark.

- (i) Name the mirror and find its focal length.
- (ii) Why does Sunita get sharp image of the distant building at 35 cm mark?

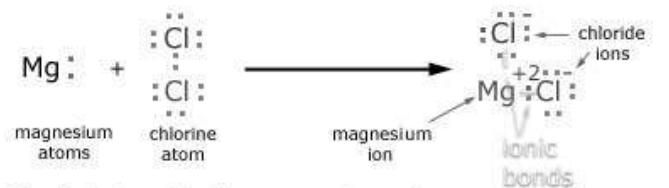
**Class X**  
**SCIENCE**  
**MARKING SCHEME-2019**

**SECTION A**

- |                        |   |
|------------------------|---|
| 1. Glucose/Amino acids | 1 |
| 2. Coliform bacteria   | 1 |

**SECTION B**

- |                         |   |
|-------------------------|---|
| 3. Mg    -12    2, 8, 2 |   |
| Cl    -17    2, 8, 7    | 1 |



The 2 electrons lost by a magnesium atom are gained by chlorine atoms to produce a magnesium ion and 2 chloride ions.

$MgCl_2$  1

Solution of Magnesium Chloride conduct electricity because an ionic compound dissociates into ions when dissolved in water and hence conduct electricity. 1

- |  |   |
|--|---|
| 4. (Fertilization results in formation of zygote). | 2 |
|--|---|

Zygote divides several times, to form an embryo. The ovule develops a thick coat and is into seed. The ovary grows rapidly and ripens to form the fruit.

- |   |   |
|---|---|
| 5. $n = \frac{\text{speed of light in vacuum } (c)}{\text{speed of light in benzene } (v)}$ |   |
| We have   | 2 |

$$\therefore v = \frac{3 \times 10^8}{1.50} \text{ m/s} = 2 \times 10^8 \text{ m/s}$$

% decrease =

$$\frac{(3-2) \times 10^8}{3 \times 10^8} \times 100\% = 33.33\%$$

OR

From Snell's law

$$n = \frac{\sin i}{\sin r} = \frac{c}{v}$$

Since  $c$  and  $\sin i$  are constant therefore  $\sin r \propto v$   
Therefore velocity of light is maximum in medium C.

## SECTION C

6. A white precipitate is formed. 3



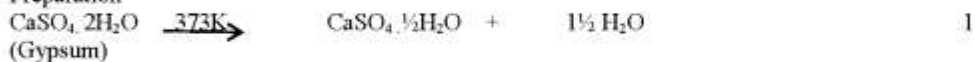
Doubled Displacement reaction

It is a reaction in which there is an exchange of ions between the reactants.

7. Plaster of Paris  $\text{CaSO}_4 \cdot \frac{1}{2}\text{H}_2\text{O}$  1

Calcium Sulphate Hemihydrate

Preparation



Precaution

Gypsum should not be heated above 373 K otherwise it will form  $\text{CaSO}_4$ . 1

OR

Sweet tooth leads to tooth decay. Which is caused by the action of Bacteria on food particles remaining in the mouth and acid is formed. The pH of the mouth falls below 5.5 and the tooth enamel dissolves resulting in cavities. Toothpastes are generally basic, they neutralise the excess acid produced in the mouth and prevent tooth decay.

8. X – 2, 8, 6

a) Since 'X' has three energy shells and period number of an element is equal to the number of energy shells, X belongs to 3<sup>rd</sup> period. 1

b) X has 6 valence electrons it belongs to group 16. 1

c) Valency will be 2. To acquire noble gas configuration it will gain 2 electrons. 1

9. i) less intake of Iodine (in the diet) 3

ii) will lead to gigantism

iii) timely secretion of testosterone

10. Just before Starch test – Pale yellow 3

Just after Starch test – Blue black

Chlorophyll



$\text{O}_2$  is obtained from water ( $\text{H}_2\text{O}$ ), as splitting of water results in formation of Hydrogen (used for making glucose) and oxygen (by-product).

$$11. m = -\frac{v}{u} \quad 3$$

$$-1 = \frac{-(-30)}{u}$$

$$\therefore u = -30 \text{ cm}$$

Using mirror formula:  $u = -30 \text{ cm}$ ,  $v = -30 \text{ cm}$

$$\frac{1}{f} = \frac{1}{v} + \frac{1}{u}$$

$$\frac{1}{f} = \frac{1}{-30} + \frac{1}{-30}$$

$$f = -15 \text{ cm}$$

Now  $u' = -10 \text{ cm}$ ,  $f = -15 \text{ cm}$

Using mirror formula

$$\frac{1}{v'} = \frac{1}{f} - \frac{1}{u'}$$

$$v' = +30 \text{ cm}$$

For ray diagram refer NCERT Page 166 Figure 10.7.

OR

Power of a lens is the degree of convergence or divergence of light rays achieved by a lens.

$$\text{Lens } L_1: \quad f_1 = \frac{100}{P_1} = \frac{100}{+10} = +10 \text{ cm} ; \quad \text{Convex lens}$$

$$\text{Lens } L_2: \quad f_2 = \frac{100}{P_2} = \frac{100}{+5} = +20 \text{ cm} ; \quad \text{Convex lens}$$

$$\text{Lens } L_3: \quad f_3 = \frac{100}{P_3} = \frac{100}{-10} = -10 \text{ cm} ; \quad \text{Concave lens}$$

Lens  $L_2$  will form a virtual and magnified image of an object placed at 15 cm from the convex lens because concave lens can never form virtual and magnified image of an object and convex lens form such image only when the object is placed between the optical centre and principle focus of the convex lens.

For diagram refer NCERT Page 181 figure 10.16 (f).

$$12. R_1 = \frac{V^2}{P_1} = \frac{220 \times 220}{100} = 484 \Omega$$

3

$$R_2 = \frac{V^2}{P_2} = \frac{220 \times 220}{200} = 242 \Omega$$

In series:

$$R_s = R_1 + R_2 = 484 + 242 = 726 \Omega$$

$$\therefore I_s = \frac{V}{R_s} = \frac{220}{726} = \frac{10}{33} \text{ A} = 0.30 \text{ A}$$

In parallel:

$$\frac{1}{R_p} = \frac{1}{R_1} + \frac{1}{R_2}$$

$$= \frac{1}{484} + \frac{1}{242}$$

$$R_p = \frac{484}{3} \Omega$$

$$I_p = \frac{V}{R_p} = \frac{220 \times 3}{484} = \frac{30}{22} \text{ A} = 1.36 \text{ A}$$

$$13. R_a = \rho \frac{l}{A}$$

3

$$R_b = \rho \left( \frac{3l}{A/3} \right) = 9 \frac{\rho l}{A} = 9 R_a$$

$$R_c = \rho \frac{l/3}{3A} = \frac{1}{9} \frac{\rho l}{A} = \frac{1}{9} R_a$$

Hence  $R_b > R_a > R_c$  $\rho_a = \rho_b = \rho_c$  because all the three conductors are of same material.

14. Biogas is a mixture of methane, carbon dioxide, hydrogen, hydrogen sulphide. Following steps are involved in obtaining biogas:

3

- i) Mixing (Slurry of cattle-dung and water)
- ii) Digesting (decomposition of cattle-dung by anaerobic bacteria)
- iii) Formation of biogas
- iv) Residue left after the formation of biogas.

15. Damaging as it is a deadly poison.

3

Beneficial as it shields the surface of the earth from UV radiations of the Sun.

By not using synthetic chemicals like CFCs, that deplete  $O_3$  layer.

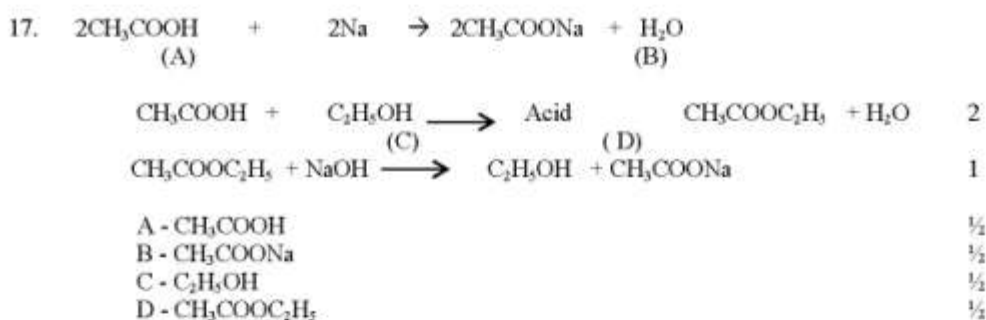

OR

- Flow of energy is unidirectional.
- Terrestrial plants take about 1% of the Sun's energy and change it to chemical energy.
- A great deal of energy is -lost as heat/ used for digestion/doing work/growth and reproduction.

- Only 10% of organic matter present at each trophic level (and available to next trophic level).
- Food chains are mainly of 3-4 trophic levels (because of 10% law).
- The number of producers are maximum (the number reduces in subsequent trophic levels).
- Food webs are more common (as compared to isolated food chains).
- Biological magnification can be observed. (Any three)

### SECTION D

16. a) Diagrams (activity 3.5 fig. 3.1) 1  
 Procedure 1  
 Observation - Heat is transferred from one end of metal wire to the free end of wire which melts the wax and pin falls. Shows metals conduct heat. 1



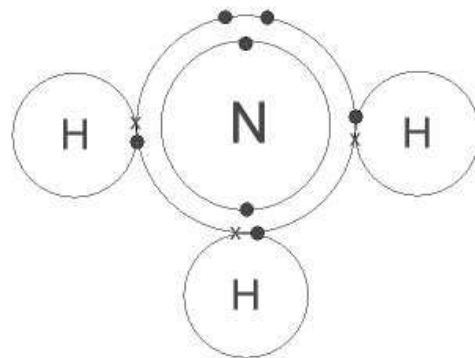
OR

a) Carbon has electronic configuration 2, 4. It could gain four electrons forming  $\text{C}^{4-}$  anion or lose 4 electrons to form  $\text{C}^{4+}$  cation. Both are not possible due to energy considerations. Carbon overcomes this problem by sharing electrons and forming covalent compounds. 2

Two reasons for forming large number of compounds: 1  
 1) Catenation  
 2) Tetra valency

b) Formation of  $\text{NH}_3$  molecule 2  
 N - 2, 5  
 H - 1

Three hydrogen atoms each share their 1 electron with nitrogen to form three covalent bonds and make an ammonia molecule ( $\text{NH}_3$ ) ammonia molecule.



18. a) page 137, figure 8.11

5

Correct diagram with correct labelling correctly matched with the following parts:-

- i) Fallopian Tube/Oviduct
- ii) Uterus
- iii) Vagina

b) People prefer use of condoms as it prevents STDs/gives privacy to the user. Condoms help create a mechanical barrier preventing meeting of sperms and ovum.

19. i) Natural selection

5

- ii) Genetic drift
- iii) Law of Dominance
- iv) Acquired characters are not inherited
- v) Gene flow

OR

a) Body or its parts that are not decomposed/preserved traces of organisms. (to begin with new line)

- Upon digging the earth, the fossils that are found closer to the surface are more recent than the fossils in deeper layers.
- By detecting the ratios of different isotopes of the same element in the fossil material.

b) [ i) by selecting very short distances between leaves.  
ii) by selecting sterile flowers.

20. (a) Power of accommodation: It is the ability of the eye lens to adjust its focal length. Ciliary muscles of eye are responsible for change in its focal length.

2

(b) Myopia

- Causes : i) excessive curvature of the eye lens  
ii) elongation of eyeball

3

This defect can be corrected by using a concave lens of suitable power.

For ray diagram refer NCERT Page 189 figure 11.2 (a), (b) and (c).

21. (i) Refer NCERT Page 233, Activity 13.8 3  
 (ii) a) The galvanometer needle deflects momentary in one direction because when the key is closed ,magnetic field lines around coil-2 increases momentary that causes induced current in coil-2. 1  
 b) The galvanometer needle deflects momentary but in opposite direction because when the key is opened, magnetic field lines around coil-2 decreases momentary that causes induced current in coil-2. 1

OR

Electric generator for principle, diagram, working Refer NCERT page 236, point 13.6.

### SECTION E

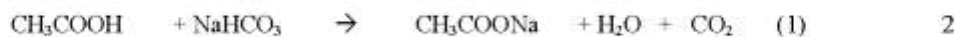
22. The colour of dilute solution of Sodium hydroxide turns pink or adding Phenolphthalein as NaOH is a base .When excess of HCl is added the final mixture becomes colourless due to neutralisation of base with an acid. 2

OR

Metals in increasing order of reactivity - Copper, iron ,zinc and magnesium

1. Color of the solution changes from blue to green
2. Reddish brown deposits on iron filings

23. a)  $\text{NaHCO}_3$  (1/2)



- b)  $\text{CO}_2$  on passing through lime water turns milky. (1/2)

24. Yeast 2

Budding – The parent (yeast) cell produces a small protuberance that grows to form a bud. The nucleus of the parent (yeast) cell divides, such that the daughter nucleus moves into the daughter cell and the process continues to form a chain of buds.

OR

In absence of KOH-  $\text{CO}_2$  released by germinating seeds is not absorbed, partial vacuum is not created in the conical flask, air pressure in the flask is not reduced, water level does not rise in the delivery tube.

25. Soft/ruptured seed coat, radicle which emerges first (add comma) , leafy plumule, between the two cotyledons. 2

26. LC of ammeter =  $\frac{0.2}{10}$  A = 0.02 A 2

$$\text{LC of Voltmeter} = \frac{1}{10} = 0.1 \text{ V}$$

$$\text{Current} = 15 \times 0.02 \text{ A} = 0.3 \text{ A}$$

$$\text{Potential difference} = 21 \times 0.1 \text{ V} = 2.1 \text{ V}$$

27. (i)  $\angle i = \angle e$ . 2  
(ii) Angle of emergence also increases.  
(iii) The light ray falls along the normal or the refractive index of the two optical media are equal.

OR

- (i) Concave mirror ;  $f = 35 - 15 = 20$  cm  
(ii) Because the incident rays parallel to each other after reflection from concave mirror meets at focus and produce sharp image at focus.

**Academic session: 2018-19**  
**First Term Examination**  
**Subject - Science**

**Time Allowed: 03 Hours**

**Maximum Marks: 80**


**General Instructions:**

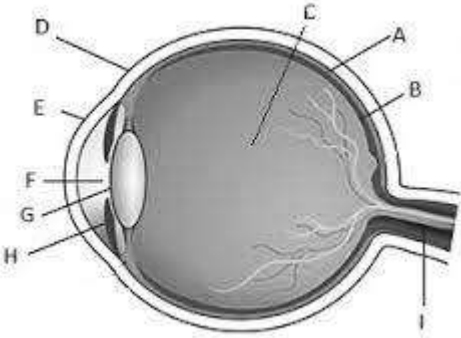
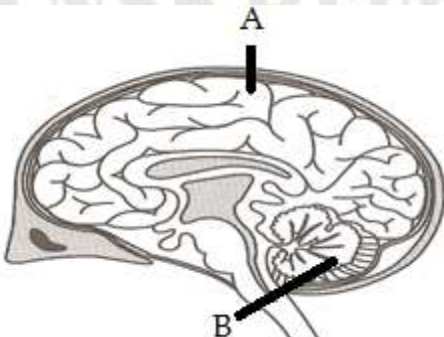
- (i) The question paper comprises two sections, A and B. You are to attempt both the sections.
- (i) All questions are compulsory.
- (ii) All questions of Section-A and B are to be attempted separately.
- (iii) Question numbers 1 and 2 in Section-A are one mark question. They are to be answered in one word or in one sentence.
- (iv) Question numbers 3 to 5 in Section- A are two marks questions. These are to be answered in 30 words each.
- (v) Question numbers 6 to 15 in Section-A are three marks questions. These are to be answered in about 50 words each.
- (vi) Question numbers 16 to 21 in Section-A are five marks questions. These are to be answered in 70 words each.
- (vii) Question numbers 22 to 27 in Section- B are based on practical skills. Each question is a two marks question. These are to be answered in brief.
- (viii) This paper has 6 printed sides.

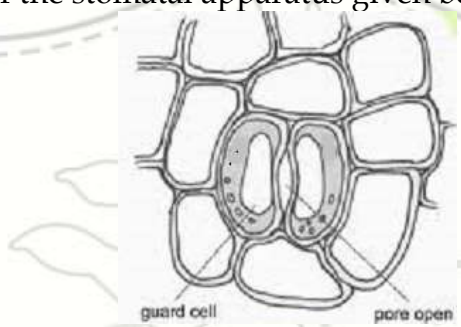
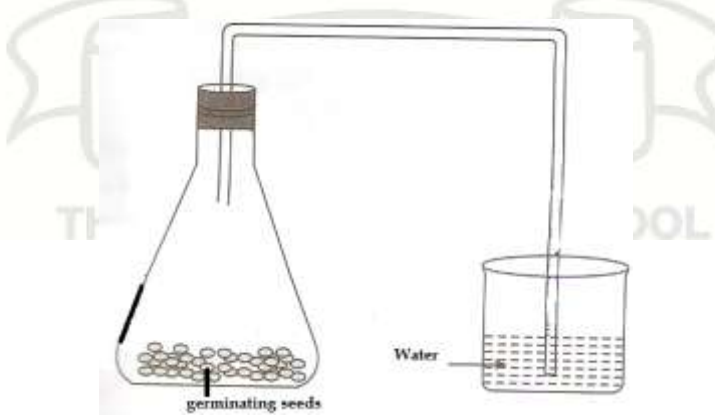
**SECTION-A**

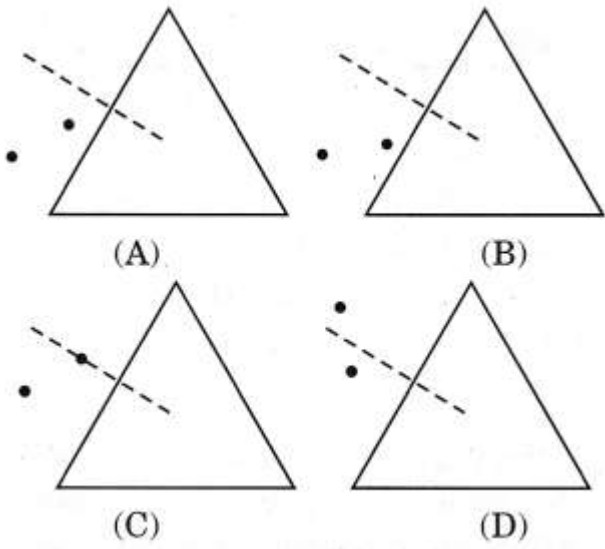
Q1.	Which component of the blood helps to minimize the loss of blood from the system?	1
Q2.	Define the term biomagnification.	1
Q3.	Write the balanced equation for the following reaction with the state symbols Aqueous solution of lead nitrate reacts with aqueous solution of potassium iodide to form a precipitate of lead iodide and potassium nitrate solution.	2
Q4.	State the properties of image formed by a plane mirror.	2
Q5.	Name the type of lens/mirror used and the position where the object should be placed for image formation (a) When used by a dentist (b) When used for magnifying the font of dictionary	2
Q6.	A student has to project a three times magnified image of an object on a wall. Name the type of lens required for the purpose. If the object is at a distance of 6m from the wall, find the focal length of the lens. Also find its power.	3

Q7.	A spherical mirror of focal length 20cm is placed 50cm from the screen. How far from the screen an object should be placed to form its real image on the screen? Identify the mirror used.	3
Q8.	a) Give an example for a combination reaction which is used to white wash walls. b) Identify the substance oxidized and reduced in the following equation $\text{SO}_2 + 2\text{H}_2\text{S} \longrightarrow 3\text{S} + 2\text{H}_2\text{O}$ c) Name and define the process due to which an iron nail develops a reddish brown coating on exposing to air.	3
Q9.	What is an alkali? Give an example. Name the products formed in chlor alkali process and write their uses .	3
Q10.	What are hormones? State one function each of the following: a. Thyroxine b. Testosterone	3
Q11.	Give reasons for: 1. The lung alveoli are covered with blood capillaries. 2. Muscle fatigue in athletes. 3. Herbivores have longer small intestine as compared to carnivores.	3
Q12.	(a) Why do stars twinkle? Explain. (b) What will be the colour of the sky when it is observed from space? Why? (c) Name the two substances added to clear water to show tyndall effect.	3
Q13.	Show the formation of Magnesium oxide by the transfer of electrons. Why are ionic compounds crystalline?	3
Q14.	a. Name a plant hormone that 1. Inhibits growth. 2. Promotes growth  b. Observe the diagram of an experimental set up and explain the result with respect to movement of shoot.	3

		
Q.15	<p>Observe the food chain  Plant (1000kJ) → Goat → Lion</p> <ol style="list-style-type: none"> <li>What is 10% law?</li> <li>If autotrophs occupying the first trophic level are called producers, what are herbivores called as?</li> <li>How much energy does the lion get in the above food chain?</li> </ol>	3
Q16.	<ol style="list-style-type: none"> <li>What is meant by absolute refractive index? Refractive index of diamond with respect to glass is 1.6 and absolute refractive index of glass is 1.5. Find the absolute refractive index of diamond.</li> <li>Where should an object be placed in case of a convex lens to form an image of the same size as the object? Show with the help of a ray diagram and mention the position and nature of the image formed.</li> <li>With the help of a ray diagram, illustrate the change in position, nature and size of the image formed if the convex lens in case of (b) is replaced by a concave lens of the same focal length.</li> </ol>	5
Q17.	<p>How would you distinguish between baking powder and washing soda by heating? (Explain by giving equations)</p> <p>Identify the compound of calcium which is yellowish white powder and is used to disinfect drinking water. How is it manufactured? Write the chemical equation involved. What happens when it is left exposed to air?</p>	2+3

<p>Q18.</p>	 <p>(a) Name the eye parts 'G' and 'B' and write one function of each.          (b) A student cannot see a chart hanging on a wall placed at a distance of 3m from him. Name the defect of vision he is suffering from. How can it be corrected? Draw the ray diagrams for the defect of vision and its correction</p>	<p>5</p>
<p>Q19.</p>	<p>a. Draw diagram of a nephron and label the following parts: Bowman's capsule, glomerulus, collecting duct, renal artery</p> <p>b. List four substances present in the initial filtrate.</p> <p>c. What are the components of transport system in highly organized plants?</p>	<p>5</p>
<p>Q20.</p>	<p>a) What is thermite process? Write its chemical reaction and one use.          b) Give reasons for the following          i) Hydrogen although a non-metal is placed in the reactivity series of metals.          ii) Aluminium oxide cannot be reduced by carbon.          iii) Zinc oxide is amphoteric in nature.</p>	<p>2+3</p>
<p>Q21.</p>	<p>In the given diagram of human brain,</p>  <p>a. Name the parts A and B. Give one function of the parts A and B          b. Draw the pathway of reflex action when we touch a hot plate.</p>	<p>5</p>
<p><b>Section B</b></p>		

<p>Q22.</p>	<p>Choose the correct method to show that zinc is more reactive than copper</p> <p>a) Dip zinc metal in a solution of copper sulphate and wait for some time.</p> <p>b) Heat zinc and copper metals at high temperature.</p> <p>c) Dip copper metal in a solution of zinc sulphate and wait for some time.</p> <p>Write the chemical reaction for the same.</p>	<p>2</p>
<p>Q23.</p>	<p>A student added dilute HCl to a test tube containing sodium carbonate. Which gas will be evolved? Give a balanced chemical equation for the reaction.</p>	<p>2</p>
<p>Q24.</p>	<p>In the sketch of the stomatal apparatus given below</p>  <p>a. Name the structure missing in the guard cells.</p> <p>b. Name the stain used to prepare the temporary slide of the leaf peel.</p> <p>c. Does photosynthesis occur in the guard cells? Give reason for your answer.</p>	<p>2</p>
<p>Q25.</p>	<p>The following experiment was set-up to show that a gas is given out during respiration. But there was no rise in the level of the water.</p>  <p>a. Give reason for no rise in the water level.</p> <p>b. Why should we take germinating seeds?</p>	<p>2</p>
<p>Q26.</p>	<p>In the given figure, in which option would you place the two pins on the two dots to trace the ray of light correctly as it passes</p>	<p>2</p>

	<p>through the triangular glass prism? Copy that diagram and complete the ray of light to show the emergent ray. Also mark the angle of incidence and angle of deviation.</p>  <p>(A) (B) (C) (D)</p>	
<p>Q27.</p>	<p>(a) What happens to a ray of light incident normal at the surface of a rectangular glass slab? (b) What is meant by lateral displacement and state the factors on which it depends?</p>	<p>2</p>

## PRACTICALS

### INSTRUCTIONS FOR WRITING PRACTICAL IN FILE

- ❖ The sequence as given here must be followed.
- ❖ Diagram has to be drawn with pencil.
- ❖ What is given in smart skills has to be copied from here to the file and the rest in the given sequence is to be noted down from the laboratory manual.

1. AIM
2. APPARATUS
3. THEORY
4. DIAGRAM [Left hand side of the file / Blank page]
5. OBSERVATION [Left hand side of the file / Blank page]
6. OBSERAVTION TABLE [Left hand side of the file / Blank page]
7. CALCULATION [If any]
8. RESULT
9. PRECAUTION
10. SOURCES OF ERROR



**ANSWERS TO NUMERICALS:**

**ASSIGNMENT - 12.1**

7. 10 A

9. 16

**ASSIGNMENT - 12.3**

8. 14520J

10. 300%

11. 59.4 units

12 110

**ASSIGNMENT 10.1**

9.  $V = -60$  cm

10.  $R = 24$  cm

11.  $u = -40$  cm

12.  $u = -60$  cm

13.  $u = -40$  cm and  $-20$  cm

19. 30 cm

**ASSIGNMENT 10.2**

2.  $2 \times 10^8$  m/s

5.  $8/9$  and  $9/8$

6.  $\sin^{-1}(3)$

10. 2.4

12. 1.6

**ASIGNMENT 10.3**

3.  $u = -20$  cm

4.  $v = -200$  cm

6. 15 cm

10. a) 21 cm

11. b) 40 cm

c) 1.0 D

12. 6D

Link to some books/ sites:

<https://www.physicsclassroom.com> ( for concept enrichment)

<http://www.ncert.nic.in/exemplar/labmanuals.html> (For NCERT lab manual)

<http://cbse.nic.in/newsite/examination.html> (For CBSE papers)

